

**City of Casper, Wyoming**  
**All Funds Budget Comparison**  
**For Fiscal Year 2024 as of January 31, 2024**  
**58.33 % OF THE FISCAL YEAR HAS ELAPSED**

Fund	REVENUES		EXPENDITURES		Anticipated Year-End Net Income (Shortfall)
	Revised Budget	Year To Date	Revised Budget	Year To Date	
General Fund	\$ 53,411,562	\$ 26,757,137	\$ 54,855,411	\$ 28,802,837	\$ (1,443,849)
Opportunities Fund	7,988	-	8,540,807	25,528	(8,532,819)
Perpetual Care Fund	706,055	462,773	2,800,020	1,910,171	(2,093,965)
Debt Service Fund	71,781	77,202	368,320	2,838	(296,539)
Metro Animal Fund	1,452,783	722,468	1,809,202	697,157	(356,419)
River Fund	109,107	70,029	132,808	32,872	(23,701)
CARES Act Funding			12,224,514	-	(12,224,514)
Weed & Pest Fund	928,331	293,765	942,885	411,318	(14,554)
Special Fire Assistance Fund	493,775	149,254	493,775	149,254	-
Revolving Land Fund	33,984	13,448	59,056	5,923	(25,072)
Police Grants Fund	374,393	173,963	374,393	149,771	-
Public Transit Fund	3,148,490	1,277,988	3,148,491	1,277,984	(1)
Metropolitan Planning	1,306,356	327,705	1,338,567	294,662	(32,211)
Public Safety Communications	3,285,090	1,793,476	3,368,246	1,656,406	(83,156)
Direct Distribution	7,212,537	7,212,542	3,042,737	1,525,633	4,169,800
Redevelopment Loan Fund	59,888	59,887	59,888	59,887	-
Capital Projects Fund	30,321,748	2,425,098	55,847,342	11,044,423	(25,525,594)
Capital - One Cent 17	18,997,833	8,429,004	5,555,439	1,690,016	13,442,394
Water Distribution Fund	15,909,438	9,952,728	24,469,367	9,435,808	(8,559,929)
Water Treatment Plant Ops Fund	4,344,283	2,309,933	4,344,283	2,310,041	-
Sewer Fund	8,146,009	4,823,567	11,560,396	3,826,252	(3,414,387)
Wastewater Treatment Plant	10,837,592	4,201,543	12,614,014	3,309,690	(1,776,422)
Refuse Collection Fund	10,715,050	5,583,018	12,162,510	5,102,608	(1,447,460)
Balefill Fund	8,127,728	4,600,313	12,263,110	4,736,039	(4,135,381)
Aquatics Fund	1,181,166	553,174	1,181,166	553,173	-
Golf Course Fund	1,114,000	528,633	1,081,752	583,791	32,248
Ice Arena Fund	677,177	439,620	677,177	439,620	-
Recreation Center Fund	1,152,677	693,636	1,152,677	693,636	-
Hogadon Fund	1,077,465	664,477	1,091,215	664,476	(13,750)
Ford Wyoming Center Fund	1,107,275	588,027	1,107,275	636,111	-
Parking Fund	17,963	7,804	139,156	41,010	(121,193)
Sports and Athletics	1,102,213	513,739	1,102,213	513,740	-
Fleet Maintenance Fund	4,028,818	2,464,356	4,028,818	2,301,481	-
Buildings and Structures Fund	1,581,070	883,374	1,588,095	878,018	(7,025)
Health Insurance Fund	79,827	48,611	442,355	205,045	(362,528)
Property Insurance Fund	3,411,648	2,015,333	3,276,799	2,424,617	134,849
<b>Total</b>	<b>\$ 196,533,100</b>	<b>\$ 91,117,624</b>	<b>\$ 249,244,278</b>	<b>\$ 88,391,833</b>	<b>\$ (52,711,178)</b>

**City of Casper, Wyoming**  
**All Funds Statement of Revenues**  
**For Fiscal Year 2024 as of January 31, 2024**  
**58.33 % OF THE FISCAL YEAR HAS ELAPSED**

Fund	Adopted Budget	Changes and Amendments	Revised Budget	Current Year To Date	Current Year % of Budget
General Fund	\$ 53,371,132	\$ 40,430	\$ 53,411,562	\$ 26,757,137	50%
Opportunities Fund	7,988	-	7,988	-	0%
Perpetual Care Fund	706,055	-	706,055	462,773	66%
Debt Service Fund	71,781	-	71,781	77,202	108%
Metro Animal Fund	1,452,783	-	1,452,783	722,468	50%
River Fund	45,000	64,107	109,107	70,029	64%
CARES Act Funding		-			
Weed & Pest Fund	928,331	-	928,331	293,765	32%
Special Fire Assistance Fund	-	493,775	493,775	149,254	30%
Revolving Land Fund	20,777	13,207	33,984	13,448	40%
Police Grants Fund	113,751	260,642	374,393	173,963	46%
Public Transit Fund	2,674,249	474,241	3,148,490	1,277,988	41%
Metropolitan Planning	962,608	343,748	1,306,356	327,705	25%
Public Safety Communications	3,285,090	-	3,285,090	1,793,476	55%
Direct Distribution	7,212,537	-	7,212,537	7,212,542	100%
Redevelopment Loan Fund	59,888	-	59,888	59,887	100%
Capital Projects Fund	21,198,100	9,123,648	30,321,748	2,425,098	8%
Capital - One Cent 17	18,997,833	-	18,997,833	8,429,004	44%
Water Distribution Fund	15,899,416	10,022	15,909,438	9,952,728	63%
Water Treatment Plant Ops Fund	4,344,283	-	4,344,283	2,309,933	53%
Sewer Fund	8,135,987	10,022	8,146,009	4,823,567	59%
Wastewater Treatment Plant	9,837,592	1,000,000	10,837,592	4,201,543	39%
Refuse Collection Fund	10,705,028	10,022	10,715,050	5,583,018	52%
Balefill Fund	7,372,928	754,800	8,127,728	4,600,313	57%
Aquatics Fund	1,181,166	-	1,181,166	553,174	47%
Golf Course Fund	1,114,000	-	1,114,000	528,633	47%
Ice Arena Fund	677,177	-	677,177	439,620	65%
Recreation Center Fund	1,039,429	113,248	1,152,677	693,636	60%
Hogadon Fund	1,043,219	34,246	1,077,465	664,477	62%
Ford Wyoming Center Fund	1,098,544	8,731	1,107,275	588,027	53%
Parking Fund	17,963	-	17,963	7,804	43%
Sports and Athletics	1,102,213	-	1,102,213	513,739	47%
Fleet Maintenance Fund	4,028,818	-	4,028,818	2,464,356	61%
Buildings and Structures Fund	1,581,070	-	1,581,070	883,374	56%
Health Insurance Fund	79,827	-	79,827	48,611	61%
Property Insurance Fund	3,345,053	66,595	3,411,648	2,015,333	59%
<b>Total</b>	<b>\$ 183,711,616</b>	<b>\$ 12,821,484</b>	<b>\$ 196,533,100</b>	<b>\$ 91,117,624</b>	<b>46%</b>

**City of Casper, Wyoming**  
**All Funds Statement of Expenditures**  
**For Fiscal Year 2024 as of January 31, 2024**  
**58.33 % OF THE FISCAL YEAR HAS ELAPSED**

Fund	Adopted Budget	Carry-over Encumbrances and Amendments	Current Year Budget	Current Year To Date	Current Year % of Budget
General Fund	\$ 53,343,428	\$ 1,511,983	\$ 54,855,411	\$ 28,802,837	53%
Opportunities Fund	5,725,503	2,815,304	8,540,807	25,528	0%
Perpetual Care Fund	2,844,157	(44,137)	2,800,020	1,910,171	68%
Debt Service Fund	368,320	-	368,320	2,838	1%
Metro Animal Fund	1,595,035	214,167	1,809,202	697,157	39%
River Fund	68,000	64,808	132,808	32,872	25%
CARES Act Funding	12,224,514	-	12,224,514	-	0%
Weed & Pest Fund	856,882	86,003	942,885	411,318	44%
Special Fire Assistance Fund	-	493,775	493,775	149,254	30%
Revolving Land Fund	45,849	13,207	59,056	5,923	10%
Police Grants Fund	113,751	260,642	374,393	149,771	40%
Public Transit Fund	2,674,249	474,242	3,148,491	1,277,984	41%
Metropolitan Planning	962,608	375,959	1,338,567	294,662	22%
Public Safety Communications	3,164,764	203,482	3,368,246	1,656,406	49%
Direct Distribution	3,240,969	(198,232)	3,042,737	1,525,633	50%
Redevelopment Loan Fund	59,888	-	59,888	59,887	100%
Capital Projects Fund	28,591,811	26,870,035	55,461,846	11,044,423	20%
Capital - One Cent 17	4,546,939	1,008,500	5,555,439	1,690,016	30%
Water Distribution Fund	18,364,666	6,104,701	24,469,367	9,435,808	39%
Water Treatment Plant Ops Fund	4,344,283	-	4,344,283	2,310,041	53%
Sewer Fund	8,576,207	2,984,189	11,560,396	3,826,252	33%
Wastewater Treatment Plant	9,357,673	3,256,341	12,614,014	3,309,690	26%
Refuse Collection Fund	10,389,466	1,773,044	12,162,510	5,102,608	42%
Balefill Fund	9,576,789	2,686,321	12,263,110	4,736,039	39%
Aquatics Fund	1,181,166	-	1,181,166	553,173	47%
Golf Course Fund	1,058,352	23,400	1,081,752	583,791	54%
Ice Arena Fund	677,177	-	677,177	439,620	65%
Recreation Center Fund	1,039,429	113,248	1,152,677	693,636	60%
Hogadon Fund	1,043,219	47,996	1,091,215	664,476	61%
Ford Wyoming Center Fund	1,098,544	8,731	1,107,275	636,111	57%
Parking Fund	69,700	69,456	139,156	41,010	29%
Sports and Athletics	1,102,213	-	1,102,213	513,740	47%
Fleet Maintenance Fund	4,028,818	-	4,028,818	2,301,481	57%
Buildings and Structures Fund	1,581,070	7,025	1,588,095	878,018	55%
Health Insurance Fund	442,355	-	442,355	205,045	46%
Property Insurance Fund	3,159,104	117,695	3,276,799	2,424,617	74%
<b>Total</b>	<b>\$ 197,516,898</b>	<b>\$ 51,341,884</b>	<b>\$ 248,858,782</b>	<b>\$ 88,391,833</b>	<b>36%</b>

**City of Casper, Wyoming**  
**Summary of Cash, Investments, Other Monetary Assets and Working Capital**  
**For Fiscal Year 2024 as of January 31, 2024**  
**58.33 % OF THE FISCAL YEAR HAS ELAPSED**

	<u>Cash and Investments</u>				<u>Working Capital</u>		
	<u>Cash</u>	<u>Investments</u>	<u>Market Adjustments</u>	<u>Total</u>	<u>Current Assets</u>	<u>Current Liabilities</u>	<u>Total</u>
<b>General Fund</b>	\$ 4,797,870	\$ 22,802,955	\$ -	\$ 27,600,824	\$ 2,343,482	\$ (3,695,864)	\$ 26,248,443
<b>Capital Projects Funds</b>							
Opportunities Fund	141,737	13,733,422		13,875,159	-	-	13,875,159
Capital Projects Fund	2,866,042	19,516,380		22,382,422	11,379	(1,106,206)	21,287,596
Capital - One Cent 17	1,350,798	14,417,023		15,767,821	-	(19,127)	15,748,694
<b>Trust &amp; Agency Funds</b>							
Perpetual Care Fund	144,403	28,971,655	-	29,116,058	-	(2,470)	29,113,587
Metro Animal Fund	238,736	770,311	-	1,009,047	37,804	(70,862)	975,988
River Fund	245,372	2,460,803		2,706,175	-	(223,000)	2,483,175
CARES Act Funding	266,645	11,957,707		12,224,352		(1,115,446)	11,108,906
Public Safety Communications	911,860			911,860	153,270	(100,468)	964,661
Health Insurance Fund	256,213	2,850,460	-	3,106,673		(70,399)	3,036,274
<b>Debt Service Funds</b>	333,811	5,249,767	-	5,583,578	(10,870)	(64,437)	5,508,271
<b>Special Revenue Funds</b>							
Weed & Pest Fund	457,228	724,588	-	1,181,816	-	(61,576)	1,120,240
Special Fire Assistance Fund	32,778			32,778	-	(11,550)	21,228
Revolving Land Fund	251,617	583,248	-	834,864	-	(66)	834,798
Police Grants Fund	(30,562)			(30,562)	38,552	(7,278)	713
Public Transit Fund	(407,407)			(407,407)	494,358	(86,947)	3
Metropolitan Planning	245,260			245,260	114,083	(25,071)	334,272
Direct Distribution	330,415	5,386,036		5,716,452		(29,543)	5,686,909
Redevelopment Loan Fund	100,937			100,937	2,687	(2,687)	100,937
<b>Utility Enterprise Funds</b>							
Water Distribution Fund	386,142	24,194,291	-	24,580,432	1,083,948	(411,842)	25,252,539
Water Treatment Plant Ops Fund	(118,905)			(118,905)	217,786	(108,674)	(9,792)
Sewer Fund	170,971	9,567,395	-	9,738,366	571,386	(80,861)	10,228,891
Wastewater Treatment Plant	536,372	12,937,650	-	13,474,022	687,447	(670,702)	13,490,767
Refuse Collection Fund	443,515	4,486,060	-	4,929,575	618,165	(250,432)	5,297,308
Balefill Fund	(131,617)	7,421,464	-	7,289,847	397,797	(390,512)	7,297,131
<b>Parks &amp; Recreation Enterprise Funds</b>							
Aquatics Fund	14,754			14,754		(14,754)	-
Golf Course Fund	538,616			538,616	63,211	(18,635)	583,191
Ice Arena Fund	10,640			10,640	8,482	(19,122)	-
Recreation Center Fund	31,961			31,961	623	(32,584)	-
Hogadon Fund	(20,465)			(20,465)	60,733	(40,268)	-
Ford Wyoming Center Fund	444,772	806,238		1,251,010	15,359	(1,242,215)	24,154
Sports and Athletics	11,018			11,018		(11,018)	-
<b>Other Enterprise Funds - Parking</b>	53,624	45,817	-	99,441	14,143	(6)	113,579
<b>Internal Service Funds</b>							
Fleet Maintenance Fund	402,620			402,620	50,677	(121,718)	331,579
Buildings and Structures Fund	550,791			550,791	2,136	(40,921)	512,005
Property Insurance Fund	34,288			34,288	27,038	(88,821)	(27,496)
	<u>\$ 15,892,847</u>	<u>\$ 188,883,271</u>	<u>\$ -</u>	<u>\$ 204,776,118</u>	<u>\$ 7,003,676</u>	<u>\$ (10,236,084)</u>	<u>\$ 201,543,709</u>

**City of Casper, Wyoming**  
**Summary of Cash and Investments**  
**For Fiscal Year 2024 as of January 31, 2024**  
**58.33 % OF THE FISCAL YEAR HAS ELAPSED**

**Bank Accounts**

Petty Cash	\$ 19,347
Petty Cash	2,530
Concentration	12,865,982
Expense Checking	(65,031)
Customer Refund	1,630
Wire Transfer	-
Court Bonds	249,029
CEC Show Account	442,215
Police Evidence Account	85,933
Firehouse Redevelopment	-
Outgoing EFT	(19,564)

**Total Cash** **\$ 13,582,069**

**Investments**

General Fund	\$ 22,802,955
Opportunities Fund	13,733,422
Perpetual Care Fund	28,971,655
Debt Service Fund	5,249,767
Metro Animal Fund	770,311
River Fund	2,460,803
CARES Act Funding	11,957,707
Weed & Pest Fund	724,588
Revolving Land Fund	583,248
Direct Distribution	5,386,036
Capital Projects Fund	19,516,380
Capital - One Cent 17	14,417,023
Water Distribution Fund	24,194,291
Sewer Fund	9,567,395
Wastewater Treatment Plant	12,937,650
Refuse Collection Fund	4,486,060
Balefill Fund	7,421,464
Ford Wyoming Center Fund	806,238
Parking Fund	45,817
Health Insurance Fund	2,850,460

**Total Investments** **\$ 188,883,271**

**Other Assets**

General Fund	
Notes/Loans Receivable	\$ 3,347
Opportunities Fund	
Notes/Loans Receivable	255,707
Perpetual Care Fund	
Notes/Loans Receivable	173,903
Debt Service Fund	
Notes/Loans Receivable	(24,587)
Penalty Receivable	5,767
Principal Receivable	74,431
Redevelopment Loan Fund	
Notes/Loans Receivable	109,000
Capital Projects Fund	
Notes/Loans Receivable	80,424

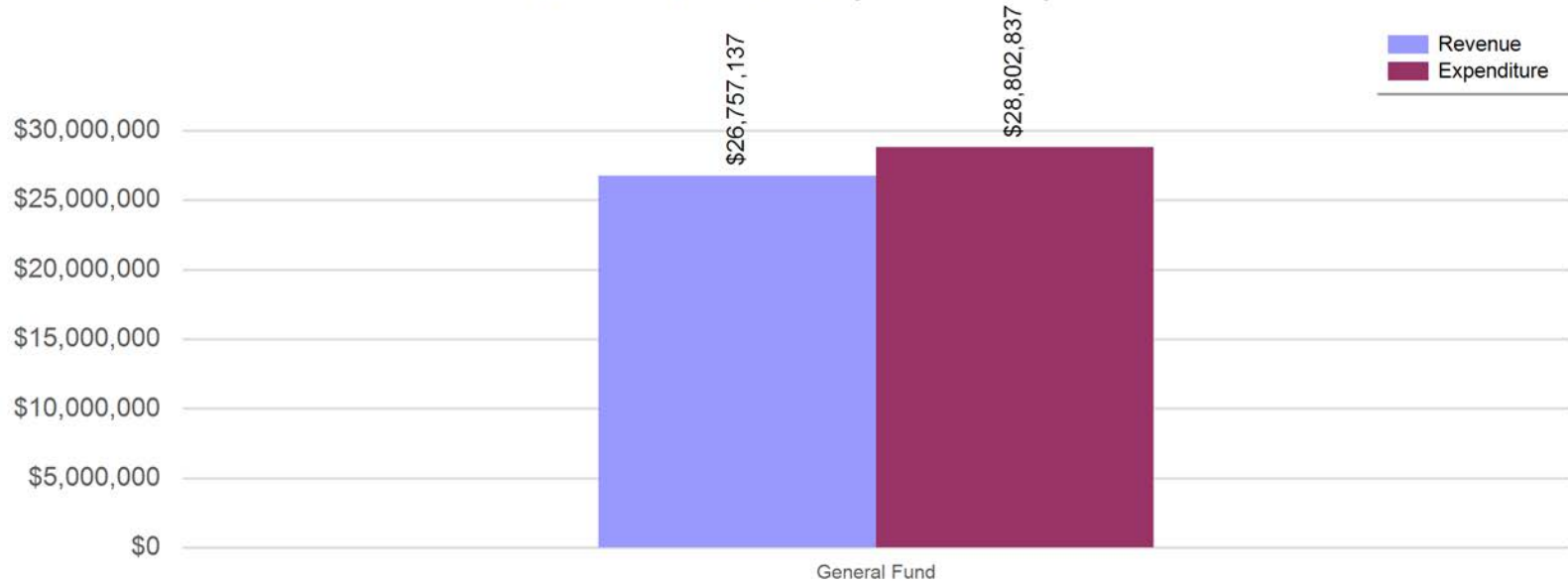
**Total Other Assets** **\$ 677,992**

**City of Casper, Wyoming**  
**General Fund Balance Sheet**  
**For Fiscal Year 2024 as of January 31, 2024**  
**58.33 % OF THE FISCAL YEAR HAS ELAPSED**

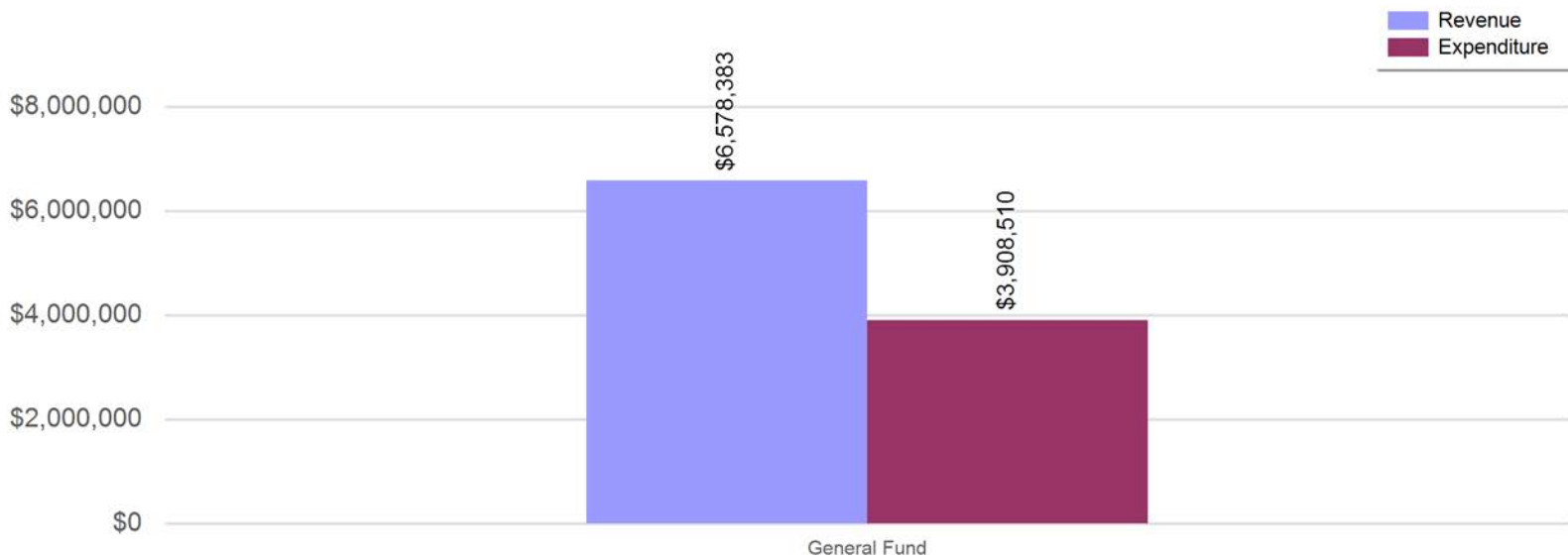
	<b>General Fund</b>
<b>ASSETS</b>	
<b>Current Assets</b>	
Cash	4,797,870
Investments	22,802,955
Market Adjustments	-
Inventory	88,491
Grants Receivable	-
Loans Receivable	3,347
Accounts Receivable	2,026,120
Prepaid Expenses	107,578
Lease Receivable - Short Term	121,293
<b>Total Current Assets</b>	<b>29,947,654</b>
<b>Non-Current Assets</b>	
Lease Receivable - Long Term	2,409,738
<b>Total Assets</b>	<b>32,357,391</b>
<b>LIABILITIES</b>	
<b>Current Liabilities</b>	
Accounts Payable	1,262,946
Accrued Wages and Benefits Payable	28,862
Deferred Revenue	3,011
Held in Trust - Surety Bonds	2,401,044
<b>Total Current Liabilities</b>	<b>3,695,864</b>
<b>Non-Current Liabilities</b>	
Notes Payable	(30,271)
Funds Held in Trust	-
<b>Total Non-Current Liabilities</b>	<b>(30,271)</b>
<b>Total Liabilities</b>	<b>3,665,592</b>
<b>DEFERRED INFLOWS OF RESOURCES</b>	
Total Deferred Inflows Of Resources	<b>2,405,029</b>
<b>NET POSITION</b>	
Net Investment in Capital Assets	2,561,302
Unrestricted	23,725,468
<b>Total Net Position</b>	<b>26,286,770</b>

City of Casper, Wyoming  
General Fund Revenue Expenditure Comparison  
For Fiscal Year 2024 as of January 31, 2024  
58.33 % OF THE FISCAL YEAR HAS ELAPSED

General Fund YTD Revenue and Expenditure Comparison



General Fund MTD Revenue and Expenditure Comparison



**City of Casper, Wyoming**  
**General Fund Statement of Expenditures**  
**For Fiscal Year 2024 as of January 31, 2024**  
**58.33 % OF THE FISCAL YEAR HAS ELAPSED**

Organization	Revised Budget	Current Year To Date	Current Year % of Budget
General Fund Revenue	\$ 142,645	\$ 53,841	38%
General Fund Transfers Out	5,140,680	2,156,447	42%
City Council	252,772	142,251	56%
City Manager	704,122	318,223	45%
City Clerk	469,157	229,512	49%
Public Engagement	359,765	163,784	46%
Social Community Services	613,889	601,485	98%
Municipal Court	769,706	439,383	57%
City Attorney	828,090	449,104	54%
Human Resources	823,992	454,591	55%
City Hall	442,463	206,610	47%
Marathon Building	30,592	14,856	49%
Miller St. Dormitory	13,638	7,235	53%
City Center Building	47,177	23,417	50%
Ash Street Building	26,171	14,993	57%
Casper Business Center	259,845	169,260	65%
Information Services	2,141,087	1,140,947	53%
Finance	934,481	559,527	60%
Customer Service	1,008,000	520,663	52%
Engineering	1,093,510	576,447	53%
Streets	3,216,320	1,795,669	56%
Traffic Control	800,748	337,280	42%
Community Development	1,493,843	804,664	54%
Police Administration	17,616,216	9,082,407	52%
Police Career Services	517,999	233,710	45%
Police Investigations	37,798	21,757	58%
Fire-EMS Administration	11,434,456	6,030,109	53%
Fire-EMS Operations	620,552	532,185	86%
Fire-EMS Training	152,500	61,807	41%
Fire-EMS Prevent & Inspect	33,495	7,667	23%
Parks - Parks Maint.	1,725,183	1,043,514	60%
Parks - Urban Forestry	13,000	12,142	93%
Parks - Special Areas	144,500	77,370	54%
Cemetery	450,378	233,854	52%
Ft. Caspar Museum	496,641	286,126	58%
<b>Total</b>	<b>\$ 54,855,411</b>	<b>\$ 28,802,837</b>	<b>53%</b>



**City of Casper, Wyoming**  
**General Fund Statement of Revenues and Expenditures**  
For Fiscal Year 2024 as of January 31, 2024  
58.33 % OF THE FISCAL YEAR HAS ELAPSED

	<u>Revised Budget</u>	<u>Current Year To Date</u>	<u>Current Year % of Budget</u>
<b>Revenues:</b>			
General Property Tax	\$ 6,235,890	\$ 3,075,345	49.32%
Licences and Permits	5,602,477	3,195,012	57.03%
Automobile Tax	1,700,000	1,665,038	97.94%
Cigarette Tax	230,000	106,647	46.37%
Gaming Revenue	1,724,039	227,749	13.21%
Gasoline Tax	1,290,627	680,406	52.72%
Intergovernmental User Charges	38,575	23,735	61.53%
Mineral Royalties Tax	2,075,000	1,017,825	49.05%
Municipal Share of State Sales	22,719,374	10,020,662	44.11%
Severance Tax	2,068,000	1,050,471	50.80%
Special Fuels Tax	594,698	331,687	55.77%
State Grants	-	2,932	
Goods and Svcs Rev	4,916,469	2,699,701	54.91%
Fines and Forfeits	1,285,000	781,601	60.82%
Misc Revenue	2,889,503	1,847,244	63.93%
Loan Receipts	1,328	4,144	312.05%
Transfers In	40,582	26,940	66.38%
<b>Total Revenues</b>	<b>\$ 53,411,562</b>	<b>\$ 26,757,137</b>	<b>50.10%</b>
	<u>Revised Budget</u>	<u>Current Year To Date</u>	<u>Current Year % of Budget</u>
<b>Expenditures:</b>			
Personnel Services	\$ 37,029,208	\$ 19,533,803	52.75%
Materials & Supplies	3,637,783	1,800,230	49.49%
Contractual Services	5,368,872	3,020,490	56.26%
Transfers Out	5,140,680	2,156,447	41.95%
Other Costs	2,818,911	1,792,015	63.57%
Utility Expense	859,957	499,851	58.13%
<b>Total Expenditures</b>	<b>\$ 54,855,411</b>	<b>\$ 28,802,837</b>	<b>52.51%</b>
<b>Net Revenue (Shortfall)</b>	<b>\$ (1,443,849)</b>	<b>\$ (2,045,700)</b>	<b>-2.41%</b>

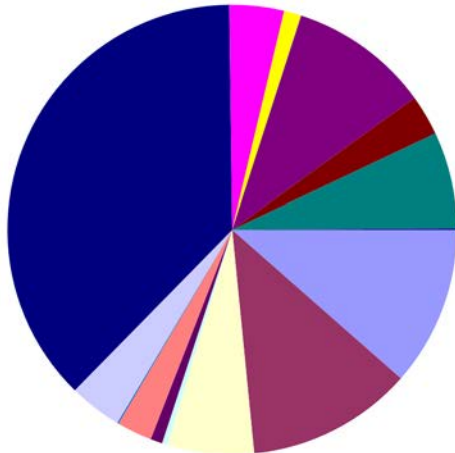
**City of Casper, Wyoming**  
**General Fund Summary of Cash and Investments**  
For Fiscal Year 2024 as of January 31, 2024  
**58.33 % OF THE FISCAL YEAR HAS ELAPSED**

Cash	\$	4,797,870
Investments		<u>22,802,955</u>
	\$	<u><b>27,600,824</b></u>

**City of Casper, Wyoming**  
**General Fund Summary of Revenues and Expenditures**  
**For Fiscal Year 2024 as of January 31, 2024**  
**58.33 % OF THE FISCAL YEAR HAS ELAPSED**

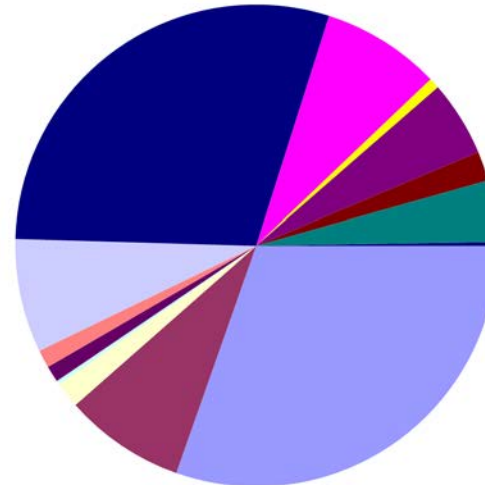
Year To Date Revenues  
 \$26,757,137

- General Property Tax  
-\$3,075,345
- Licences and Permits-\$3,195,012
- Automobile Tax  
-\$1,665,038
- Cigarette Tax  
-\$106,647
- Gaming Revenue  
-\$227,749
- Gasoline Tax  
-\$680,406
- Intergovernmental User Charges-\$23,735
- Mineral Royalties Tax  
-\$1,017,825
- Municipal Share of State  
Sales-\$10,020,662
- Severance Tax  
-\$1,050,471
- Special Fuels Tax  
-\$331,687
- State Grants  
-\$2,932
- Goods and Svcs Rev-\$2,699,701
- Fines and Forfeits-\$781,601
- Misc Revenue-\$1,847,244
- Loan Receipts  
-\$4,144
- Transfers In  
-\$26,940



Month To Date Revenues  
 \$6,578,383

- General Property Tax  
-\$1,998,769
- Licences and Permits-\$534,345
- Automobile Tax  
-\$113,939
- Cigarette Tax  
-\$18,324
- Gaming Revenue  
-\$72,152
- Gasoline Tax  
-\$79,841
- Intergovernmental User Charges-\$0
- Mineral Royalties Tax  
-\$502,339
- Municipal Share of State  
Sales-\$1,936,587
- Severance Tax  
-\$525,236
- Special Fuels Tax  
-\$46,964
- State Grants  
-\$0
- Goods and Svcs Rev-\$333,667
- Fines and Forfeits-\$130,316
- Misc Revenue-\$269,222
- Loan Receipts  
-\$0
- Transfers In  
-\$16,860



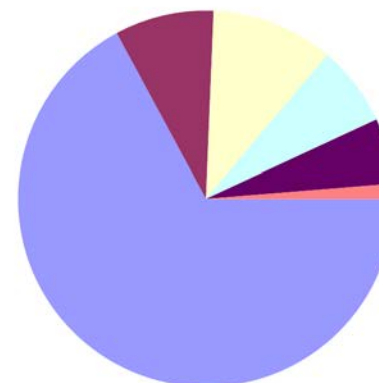
Year To Date Expenditures  
 \$28,802,837

- Personnel Services-\$19,533,803
- Materials & Supplies-\$1,800,230
- Contractual Services-\$3,020,490
- Transfers Out-\$2,156,447
- Other Costs-\$1,792,015
- Utility Expense-\$499,851



Month To Date Expenditures  
 \$3,908,510

- Personnel Services-\$2,623,574
- Materials & Supplies-\$333,212
- Contractual Services-\$411,486
- Transfers Out-\$270,486
- Other Costs-\$219,201
- Utility Expense-\$50,551

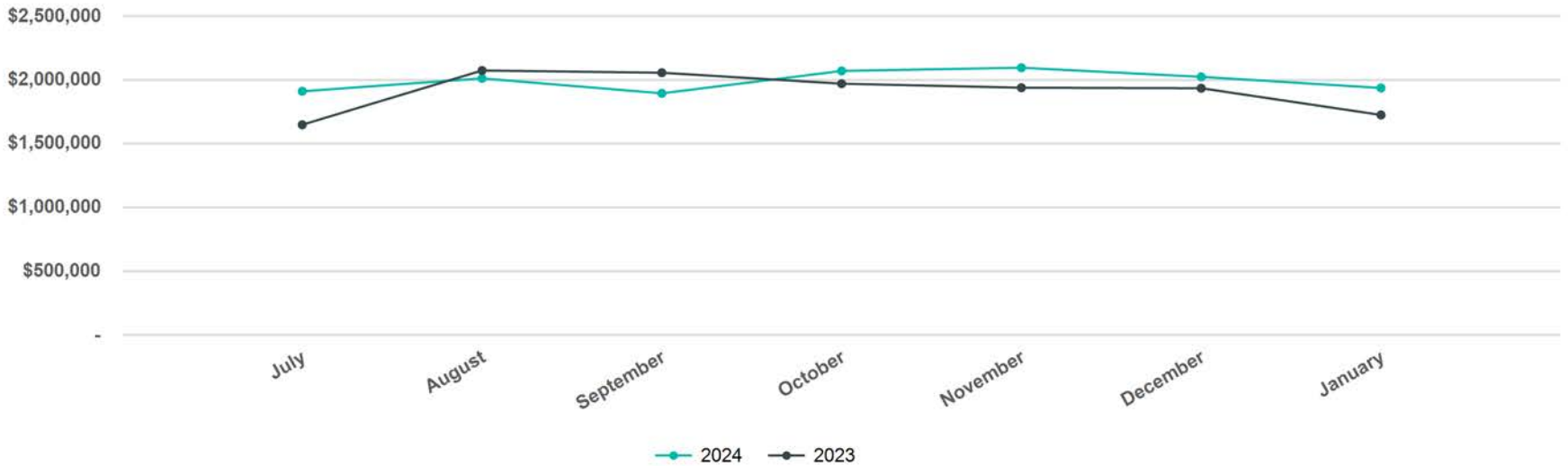


**City of Casper, Wyoming  
Sales Tax Comparison  
(Cash Basis - For Management Use Only)  
For Fiscal Year 2024 as of January 31, 2024  
58.33 % OF THE FISCAL YEAR HAS ELAPSED**

Month	FY 2024			FY 2023			FY 2024 Current Month % Increase Over 2023	FY 2024 To Date % Increase Over 2023
	Budget	Actuals	Actual Year to Date	Budget	Actuals	Actual Year to Date		
July	\$ 1,893,281	\$ 1,910,487	\$ 1,910,487	\$ 1,778,201	\$ 1,647,473	\$ 1,647,473	15.96%	15.96%
August	1,893,281	2,011,727	3,922,214	1,778,201	2,073,763	3,721,236	-2.99%	5.40%
September	1,893,281	1,894,331	5,816,545	1,778,201	2,056,269	5,777,506	-7.88%	0.68%
October	1,893,281	2,070,296	7,886,842	1,778,201	1,970,108	7,747,614	5.09%	1.80%
November	1,893,281	2,095,559	9,982,401	1,778,201	1,938,461	9,686,075	8.10%	3.06%
December	1,893,281	2,023,888	12,006,289	1,778,201	1,934,520	11,620,595	4.62%	3.32%
January	1,893,281	1,936,587	13,942,876	1,778,201	1,724,567	13,345,161	12.29%	4.48%
	\$ 13,252,968	\$ 13,942,876		\$ 12,447,406	\$ 13,345,161			

\$689,908 or 5.21 % Above YTD Projections for FY 2024 through period 7

Comparison of Municipal Share of State Sales By Month

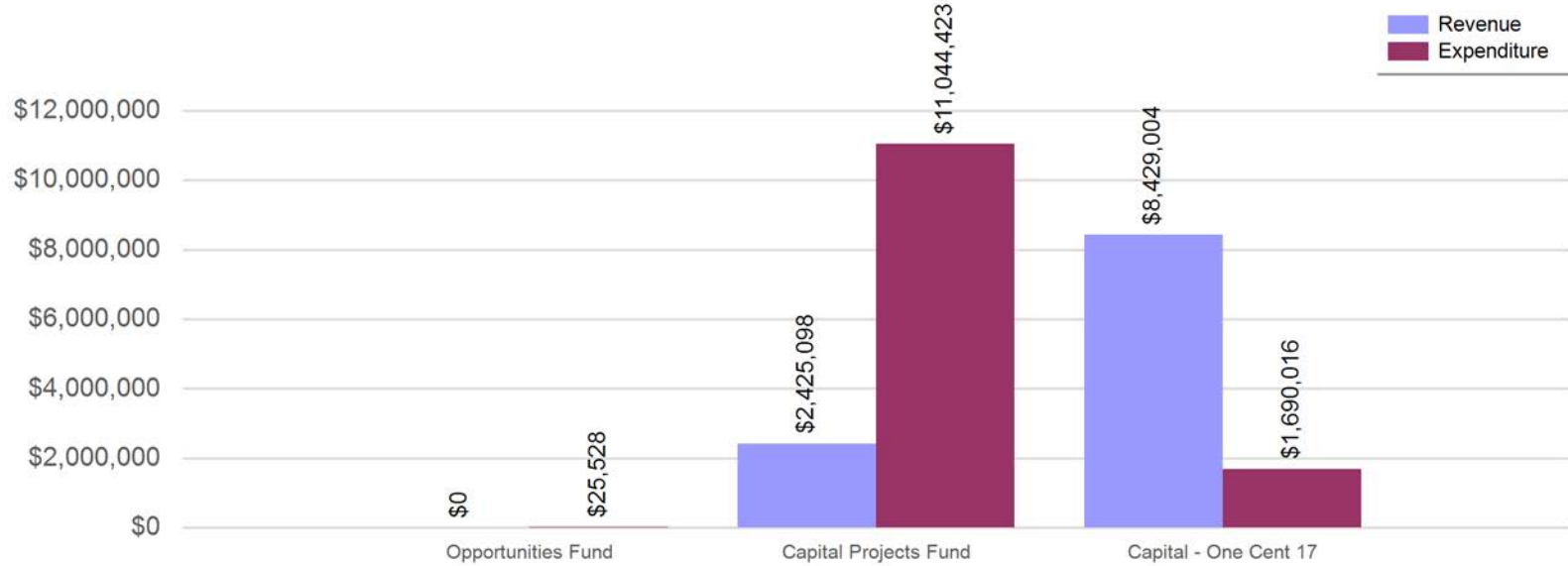


**City of Casper, Wyoming**  
**Capital Project Funds Consolidated Balance Sheet**  
**For Fiscal Year 2024 as of January 31, 2024**  
**58.33 % OF THE FISCAL YEAR HAS ELAPSED**

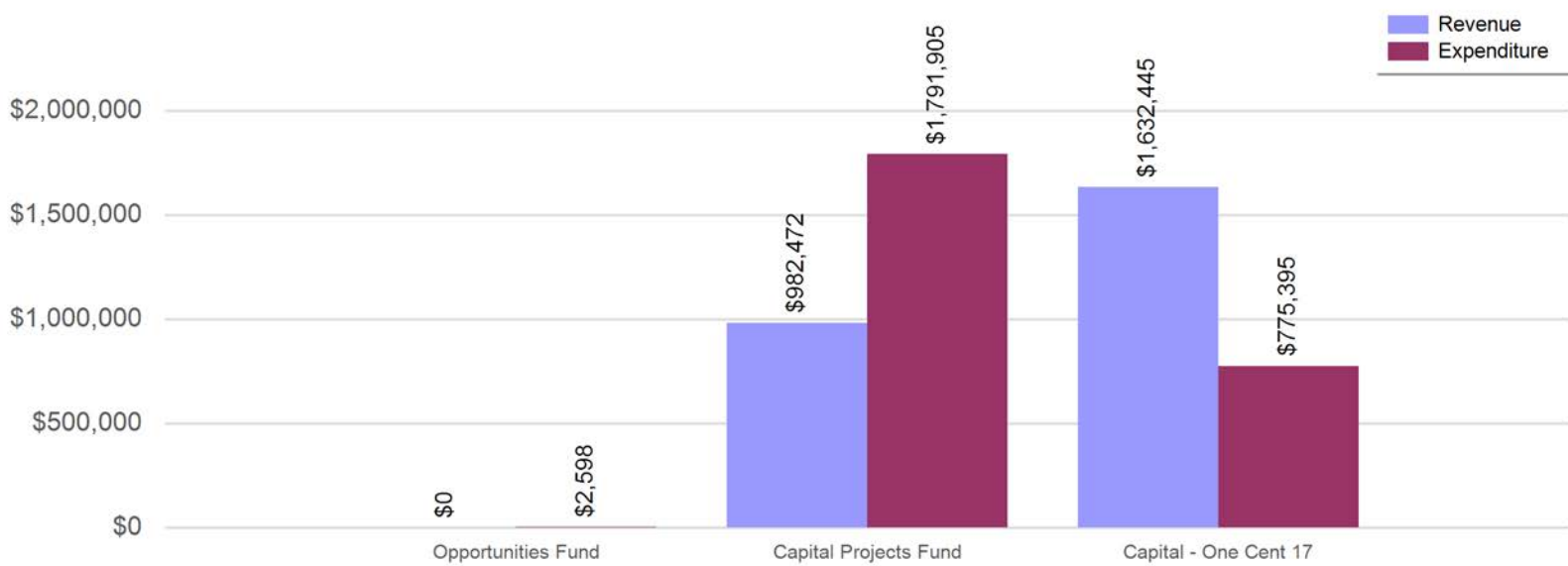
	Opportunities Fund	Capital Projects Fund	Capital - One Cent 17
<b>ASSETS</b>			
<b>Current Assets</b>			
Cash	141,737	2,866,042	1,350,798
Investments	13,733,422	19,516,380	14,417,023
Grants Receivable		11,379	
Loans Receivable	255,707	80,424	
Accounts Receivable	-	-	-
<b>Total Current Assets</b>	<b>14,130,866</b>	<b>22,474,226</b>	<b>15,767,821</b>
<b>Total Assets</b>	<b>14,130,866</b>	<b>22,474,226</b>	<b>15,767,821</b>
<b>LIABILITIES</b>			
<b>Current Liabilities</b>			
Accounts Payable	-	1,086,206	19,127
Deferred Revenue		20,000	
<b>Total Current Liabilities</b>	<b>-</b>	<b>1,106,206</b>	<b>19,127</b>
<b>Total Liabilities</b>	<b>-</b>	<b>1,106,206</b>	<b>19,127</b>
<b>NET POSITION</b>			
Unrestricted	14,130,866	21,368,020	15,748,694
<b>Total Net Position</b>	<b>14,130,866</b>	<b>21,368,020</b>	<b>15,748,694</b>

**City of Casper, Wyoming**  
**Capital Project Funds Revenue and Expenditure Comparison**  
 For Fiscal Year 2024 as of January 31, 2024  
 58.33 % OF THE FISCAL YEAR HAS ELAPSED

**Capital Projects Funds YTD Revenue and Expenditure Comparison**



**Capital Projects Funds MTD Revenue and Expenditure Comparison**



**City of Casper, Wyoming**  
**Opportunities Fund Statement of Revenues and Expenditures**  
For Fiscal Year 2024 as of January 31, 2024  
58.33 % OF THE FISCAL YEAR HAS ELAPSED

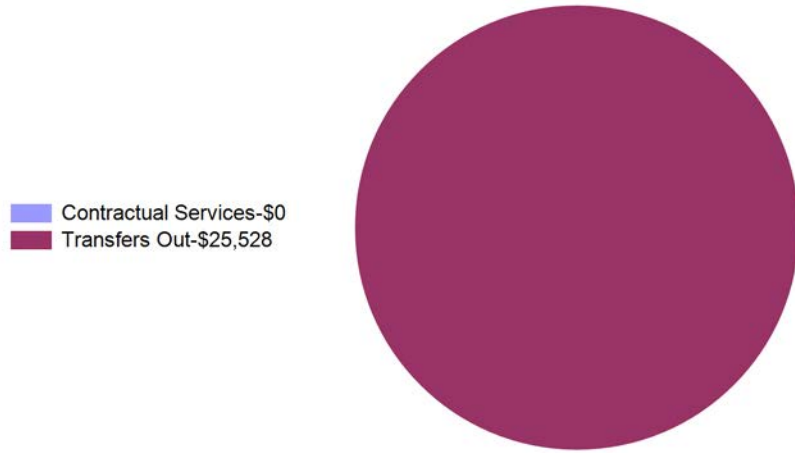
	Revised Budget	Current Year To Date	Current Year % of Budget
<b>Revenues:</b>			
Other Sources	\$ 7,988	\$ -	0.00%
<b>Total Revenues</b>	<b>\$ 7,988</b>	<b>\$ -</b>	<b>0.00%</b>
	Revised Budget	Current Year To Date	Current Year % of Budget
<b>Expenditures:</b>			
Contractual Services	\$ 76,506	\$ -	0.00%
Transfers Out	8,464,301	25,528	0.30%
<b>Total Expenditures</b>	<b>\$ 8,540,807</b>	<b>\$ 25,528</b>	<b>0.30%</b>
<b>Net Revenue (Shortfall)</b>	<b>\$ (8,532,819)</b>	<b>\$ (25,528)</b>	<b>-0.30%</b>

**Opportunities Fund Summary of Cash and Investments**

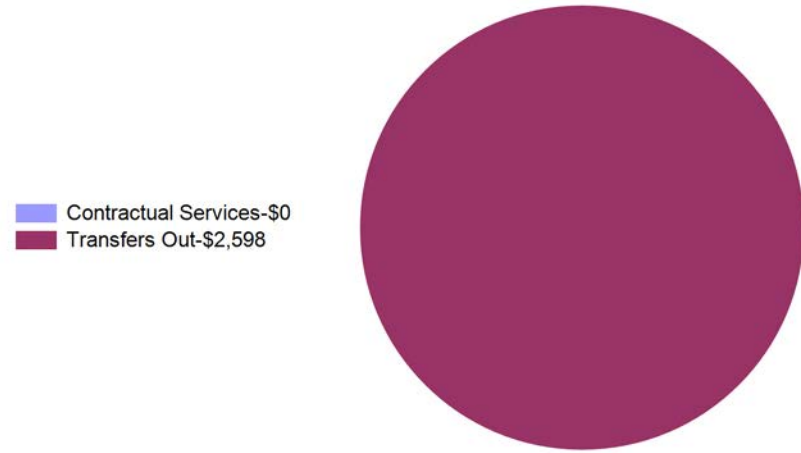
Cash	\$ 141,737
Investments	13,733,422
	<b>\$ 13,875,159</b>

City of Casper, Wyoming  
Opportunities Fund Summary of Revenues and Expenditures  
For Fiscal Year 2024 as of January 31, 2024  
58.33 % OF THE FISCAL YEAR HAS ELAPSED

Year To Date Expenditures  
\$25,528



Month To Date Expenditures  
\$2,598





**City of Casper, Wyoming**  
**Capital Projects Fund Statement of Revenues and Expenditures**  
For Fiscal Year 2024 as of January 31, 2024  
58.33 % OF THE FISCAL YEAR HAS ELAPSED

	<u>Revised Budget</u>	<u>Current Year To Date</u>	<u>Current Year % of Budget</u>
<b>Revenues:</b>			
Intergovernmental	\$ 3,587,456	\$ 233	0.01%
Misc Revenue	1,266,406	572,154	45.18%
Other Sources	25,467,886	1,852,711	7.27%
<b>Total Revenues</b>	<b>\$ 30,321,748</b>	<b>\$ 2,425,098</b>	<b>8.00%</b>

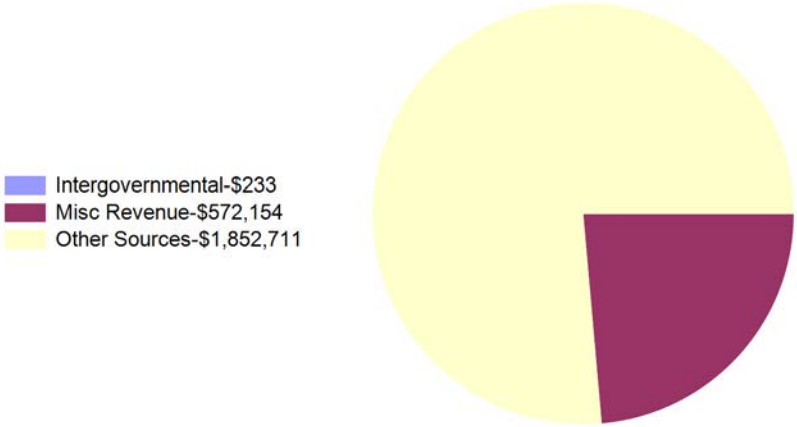
	<u>Revised Budget</u>	<u>Current Year To Date</u>	<u>Current Year % of Budget</u>
<b>Expenditures:</b>			
Materials & Supplies	\$ 450,781	\$ 106,230	23.57%
Contractual Services	685,336	289,175	42.19%
Capital Outlay	54,100,841	10,581,107	19.56%
Transfers Out	224,888	67,910	30.20%
<b>Total Expenditures</b>	<b>\$ 55,461,846</b>	<b>\$ 11,044,423</b>	<b>19.91%</b>
<b>Net Revenue (Shortfall)</b>	<b>\$ (25,140,098)</b>	<b>\$ (8,619,325)</b>	<b>-11.92%</b>

**Capital Projects Fund Summary of Cash and Investments**

Cash	\$ 2,866,042
Investments	19,516,380
	<b>\$ 22,382,422</b>

**City of Casper, Wyoming**  
**Capital Projects Fund Summary of Revenues and Expenditures**  
 For Fiscal Year 2024 as of January 31, 2024  
 58.33 % OF THE FISCAL YEAR HAS ELAPSED

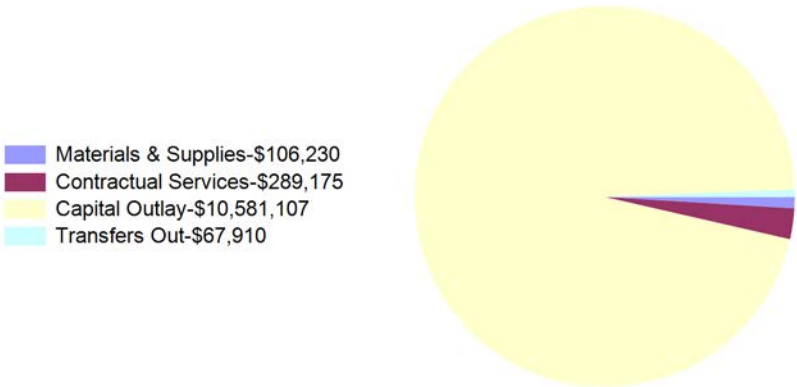
Year To Date Revenues  
\$2,425,098



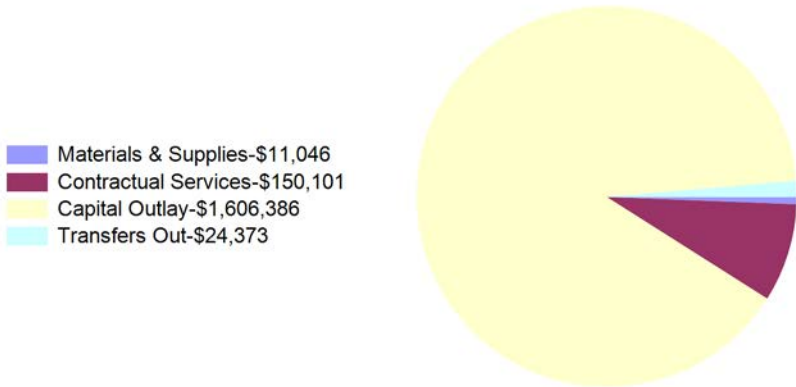
Month To Date Revenues  
\$982,472



Year To Date Expenditures  
\$11,044,423



Month To Date Expenditures  
\$1,791,905



**City of Casper, Wyoming**  
**Capital-One Cent 17 Fund Statement of Revenues and Expenditures**  
For Fiscal Year 2024 as of January 31, 2024  
**58.33 % OF THE FISCAL YEAR HAS ELAPSED**

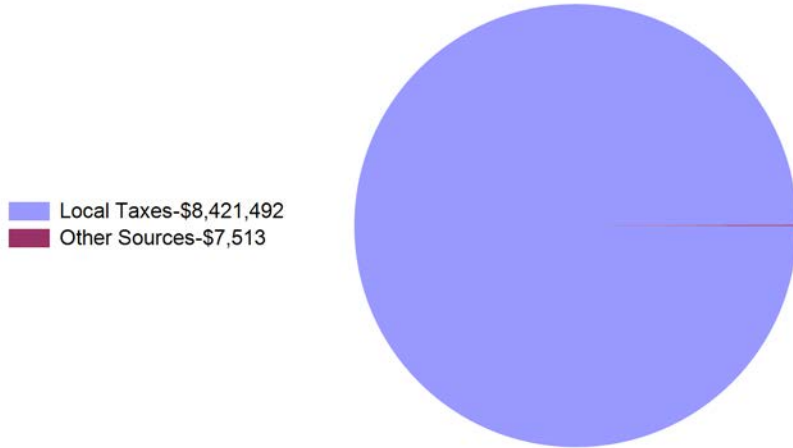
	Revised Budget	Current Year To Date	Current Year % of Budget
<b>Revenues:</b>			
Local Taxes	\$ 18,990,033	\$ 8,421,492	44.35%
Other Sources	7,800	7,513	96.31%
<b>Total Revenues</b>	<b>\$ 18,997,833</b>	<b>\$ 8,429,004</b>	<b>44.37%</b>
	Revised Budget	Current Year To Date	Current Year % of Budget
<b>Expenditures:</b>			
Capital Outlay	\$ 2,588,070	\$ 274,782	10.62%
Transfers Out	2,609,036	1,354,812	51.93%
Other Costs	358,333	60,422	16.86%
<b>Total Expenditures</b>	<b>\$ 5,555,439</b>	<b>\$ 1,690,016</b>	<b>30.42%</b>
<b>Net Revenue (Shortfall)</b>	<b>\$ 13,442,394</b>	<b>\$ 6,738,988</b>	<b>13.95%</b>

**Capital-One Cent 17 Fund Summary of Cash and Investments**

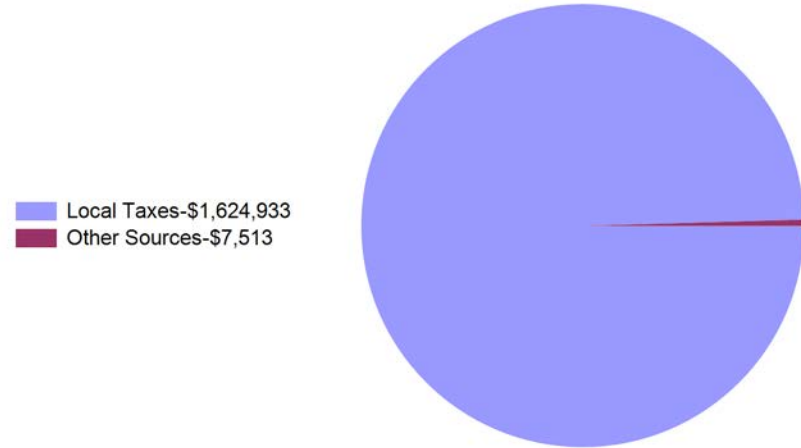
Cash	\$ 1,350,798
Investments	14,417,023
	<b>\$ 15,767,821</b>

**City of Casper, Wyoming**  
**Capital-One Cent 17 Fund Summary of Revenues and Expenditures**  
 For Fiscal Year 2024 as of January 31, 2024  
 58.33 % OF THE FISCAL YEAR HAS ELAPSED

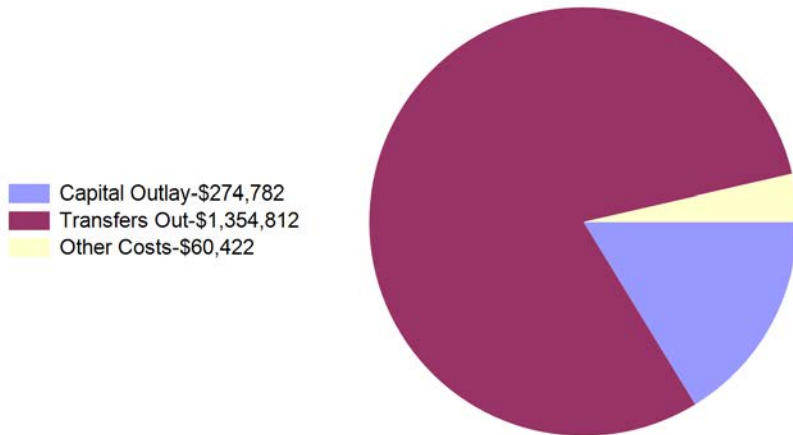
Year To Date Revenues  
 \$8,429,004



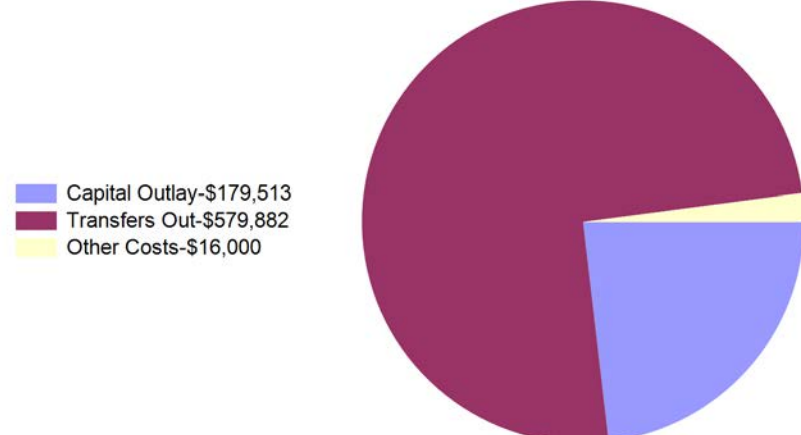
Month To Date Revenues  
 \$1,632,445



Year To Date Expenditures  
 \$1,690,016



Month To Date Expenditures  
 \$775,395

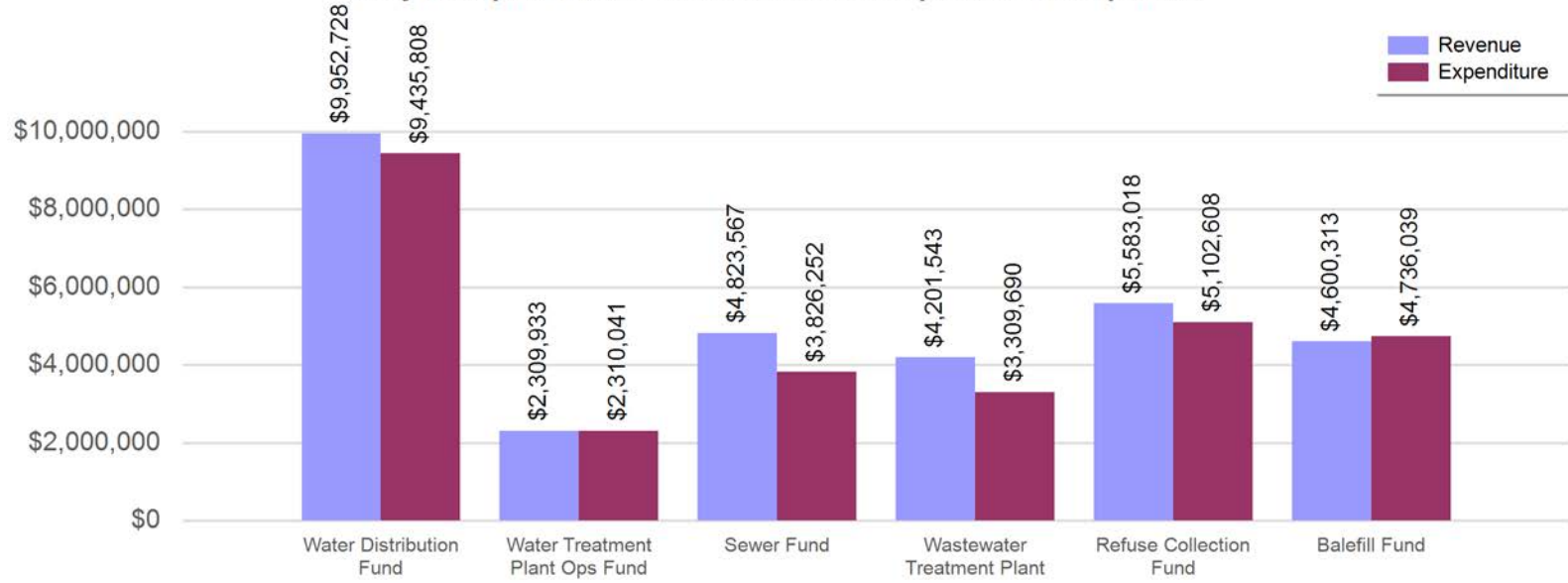


**City of Casper, Wyoming**  
**Utility Enterprise Funds Consolidated Balance Sheet**  
**For Fiscal Year 2024 as of January 31, 2024**  
**58.33 % OF THE FISCAL YEAR HAS ELAPSED**

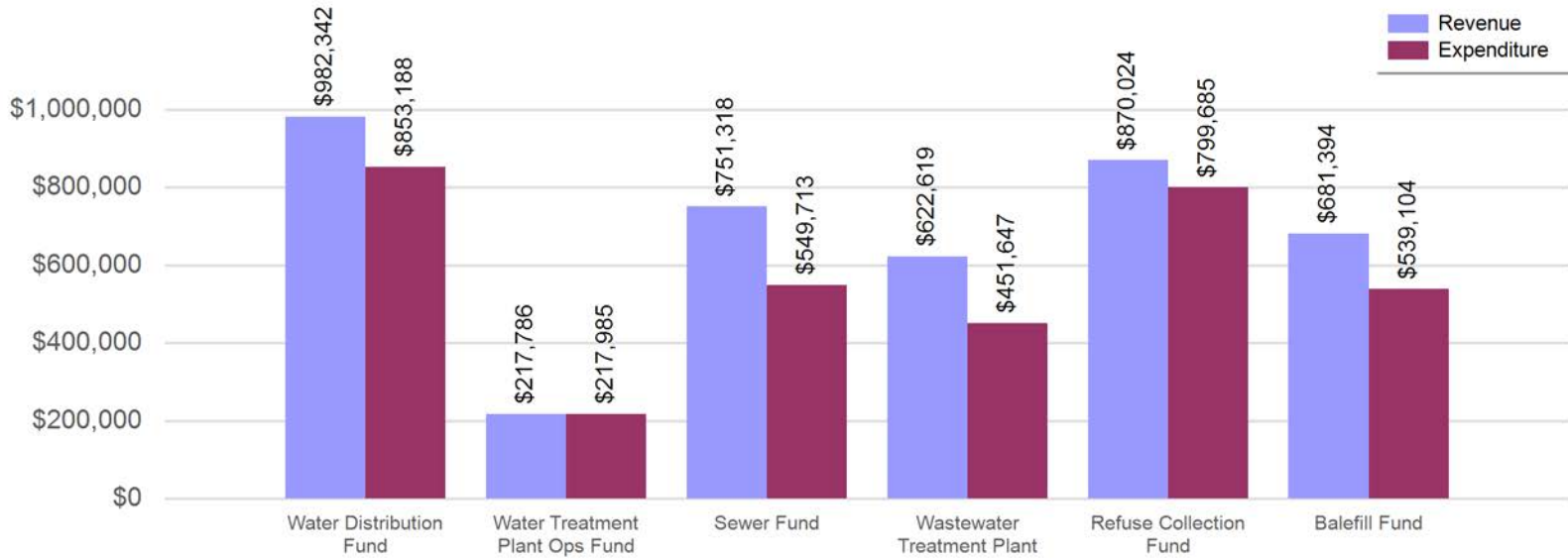
	Water Distribution Fund	Water Treatment Plant Ops Fund	Sewer Fund	Wastewater Treatment Plant	Refuse Collection Fund	Balefill Fund
<b>ASSETS</b>						
<b>Current Assets</b>						
Cash	386,142	(118,905)	170,971	536,372	443,515	(131,617)
Investments	24,194,291		9,567,395	12,937,650	4,486,060	7,421,464
Market Adjustments	-		-	-	-	-
Inventory	384,033			65,494		19,950
Grants Receivable				-		-
Accounts Receivable	629,283	217,786	571,386	620,505	613,837	371,944
Clearing	55,951					
Prepaid Expenses	6,097			1,448	4,328	5,902
Lease Receivable - Short Term	8,584					
<b>Total Current Assets</b>	<b>25,664,381</b>	<b>98,882</b>	<b>10,309,752</b>	<b>14,161,469</b>	<b>5,547,740</b>	<b>7,687,644</b>
<b>Capital Assets</b>						
Land, Buildings & Improvements	101,328,757		31,382,210	84,654,088	5,212,769	43,841,913
Equipment	5,721,644		2,108,327	8,037,512	8,030,476	10,252,857
Accumulated Depreciation	(45,903,870)		(22,292,257)	(54,721,556)	(5,099,275)	(21,491,548)
<b>Total Capital Assets</b>	<b>61,146,530</b>		<b>11,198,280</b>	<b>37,970,044</b>	<b>8,143,969</b>	<b>32,603,221</b>
<b>Non-Current Assets</b>						
Lease Receivable - Long Term	254,214					
<b>Total Assets</b>	<b>87,065,125</b>	<b>98,882</b>	<b>21,508,033</b>	<b>52,131,513</b>	<b>13,691,709</b>	<b>40,290,865</b>
<b>DEFERRED OUTFLOWS OF RESOURCES</b>						
<b>Total Deferred Outflows Of Resources</b>	<b>744,483</b>	<b>400,772</b>	<b>248,535</b>	<b>543,653</b>	<b>892,641</b>	<b>732,821</b>
<b>LIABILITIES</b>						
<b>Current Liabilities</b>						
Accounts Payable	278,661	108,243	80,861	611,903	252,168	290,780
Accrued Wages and Benefits Payable	(476)	431	-	(900)	(1,736)	167
Interest Payable	56,982			59,699		99,566
Customer Deposits	76,675					
<b>Total Current Liabilities</b>	<b>411,842</b>	<b>108,674</b>	<b>80,861</b>	<b>670,702</b>	<b>250,432</b>	<b>390,512</b>
<b>Non-Current Liabilities</b>						
Notes Payable	2,826,285			13,475,860		5,328,058
Closure & Post Closure Costs						8,466,858
Accrued Comp ABS	115,666	44,601	35,283	78,941	116,259	127,810
Net Pension Liability	2,011,937	1,008,810	770,106	1,403,809	2,432,512	2,000,571
Net OPEB Liability	85,685	48,402	25,587	64,575	102,118	83,725
<b>Total Non-Current Liabilities</b>	<b>5,039,573</b>	<b>1,101,813</b>	<b>830,976</b>	<b>15,023,185</b>	<b>2,650,889</b>	<b>16,007,022</b>
<b>Total Liabilities</b>	<b>5,451,415</b>	<b>1,210,487</b>	<b>911,837</b>	<b>15,693,887</b>	<b>2,901,320</b>	<b>16,397,534</b>
<b>DEFERRED INFLOWS OF RESOURCES</b>						
<b>Total Deferred Inflows Of Resources</b>	<b>295,266</b>	<b>25,562</b>	<b>15,014</b>	<b>34,470</b>	<b>55,858</b>	<b>45,836</b>
<b>NET POSITION</b>						
Net Investment in Capital Assets	58,583,043		11,198,280	24,494,184	8,143,969	27,275,163
Unrestricted	23,479,883	(736,395)	9,631,437	12,452,624	3,483,203	(2,694,848)
<b>Total Net Position</b>	<b>82,062,927</b>	<b>(736,395)</b>	<b>20,829,718</b>	<b>36,946,808</b>	<b>11,627,171</b>	<b>24,580,315</b>

**City of Casper, Wyoming**  
**Utility Enterprise Funds Revenue and Expenditure Comparison**  
 For Fiscal Year 2024 as of January 31, 2024  
 58.33 % OF THE FISCAL YEAR HAS ELAPSED

**Utility Enterprise Funds YTD Revenue and Expenditure Comparison**



**Utility Enterprise Funds MTD Revenue and Expenditure Comparison**

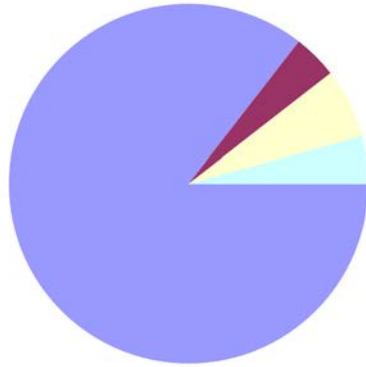




**City of Casper, Wyoming**  
**Water Distribution Fund Summary of Revenues and Expenditures**  
 For Fiscal Year 2024 as of January 31, 2024  
 58.33 % OF THE FISCAL YEAR HAS ELAPSED

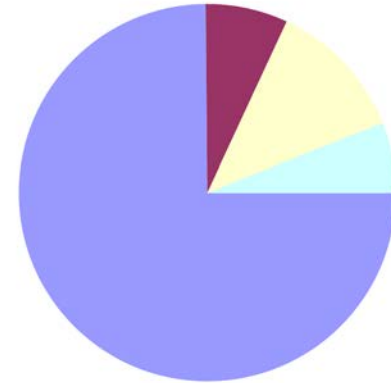
Year To Date Revenues  
\$9,952,728

- Goods and Svcs Rev-\$8,510,714
- Misc Revenue-\$395,470
- Utility Revenue-\$624,474
- Other Sources-\$422,070



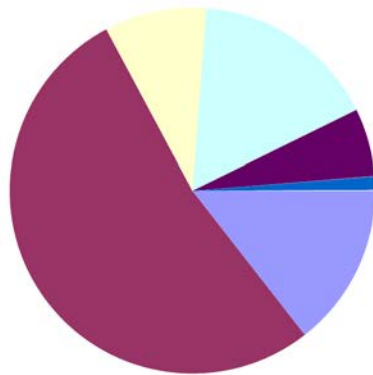
Month To Date Revenues  
\$982,342

- Goods and Svcs Rev-\$735,427
- Misc Revenue-\$69,335
- Utility Revenue-\$118,716
- Other Sources-\$58,864



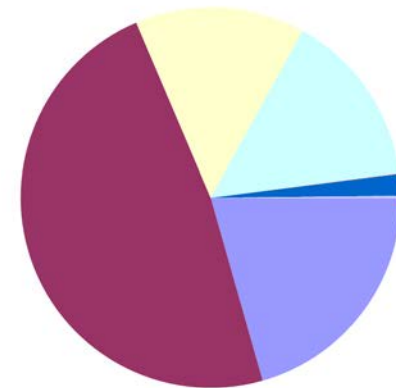
Year To Date Expenditures  
\$9,435,808

- Personnel Services-\$1,364,220
- Materials & Supplies-\$4,975,398
- Contractual Services-\$853,745
- Capital Outlay-\$1,557,192
- Debt Service-\$562,781
- Transfers Out-\$3,210
- Other Costs-\$110,976
- Utility Expense-\$8,285



Month To Date Expenditures  
\$853,188

- Personnel Services-\$175,670
- Materials & Supplies-\$409,513
- Contractual Services-\$123,317
- Capital Outlay-\$127,088
- Debt Service-\$0
- Transfers Out-\$443
- Other Costs-\$15,655
- Utility Expense-\$1,502





**City of Casper, Wyoming**  
**Water Treatment Plant Ops Fund Statement of Revenues and Expenditures**  
For Fiscal Year 2024 as of January 31, 2024  
58.33 % OF THE FISCAL YEAR HAS ELAPSED

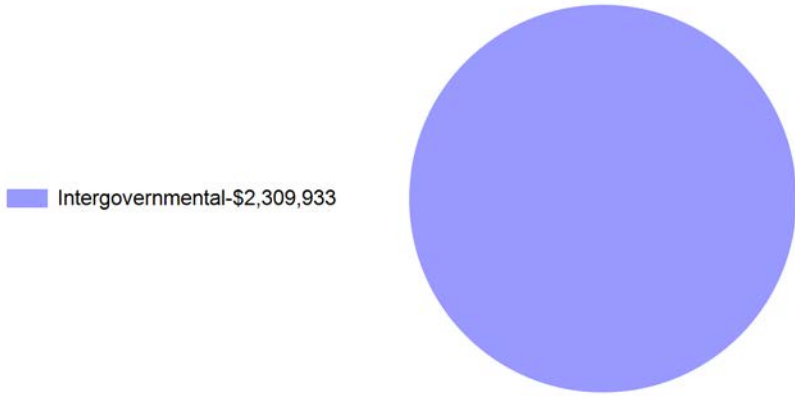
	<b>Revised Budget</b>	<b>Current Year To Date</b>	<b>Current Year % of Budget</b>
<b>Revenues:</b>			
Intergovernmental	\$ 4,344,283	\$ 2,309,933	53.17%
<b>Total Revenues</b>	<b>\$ 4,344,283</b>	<b>\$ 2,309,933</b>	<b>53.17%</b>
<b>Expenditures:</b>			
Personnel Services	\$ 1,274,037	\$ 609,151	47.81%
Materials & Supplies	2,575,300	1,434,893	55.72%
Contractual Services	397,623	225,511	56.71%
Other Costs	34,623	17,433	50.35%
Utility Expense	62,700	23,054	36.77%
<b>Total Expenditures</b>	<b>\$ 4,344,283</b>	<b>\$ 2,310,041</b>	<b>53.17%</b>
 <b>Net Revenue (Shortfall)</b>	 <b>\$ -</b>	 <b>\$ (107)</b>	 <b>0.00%</b>

**Water Treatment Plant Ops Fund Summary of Cash and Investments**

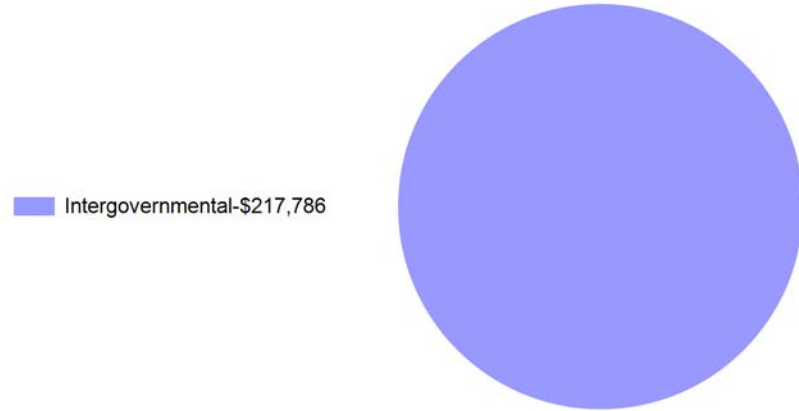
Cash	\$ (118,905)
Investments	-
	<b>\$ (118,905)</b>

**City of Casper, Wyoming**  
**Water Treatment Plant Ops Summary of Revenues and Expenditures**  
 For Fiscal Year 2024 as of January 31, 2024  
 58.33 % OF THE FISCAL YEAR HAS ELAPSED

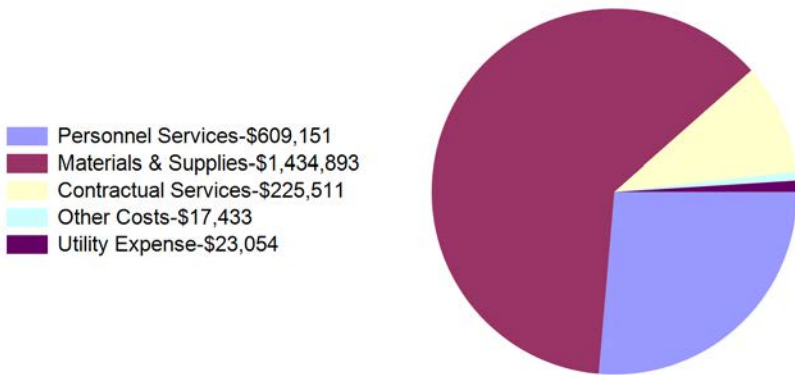
Year To Date Revenues  
\$2,309,933



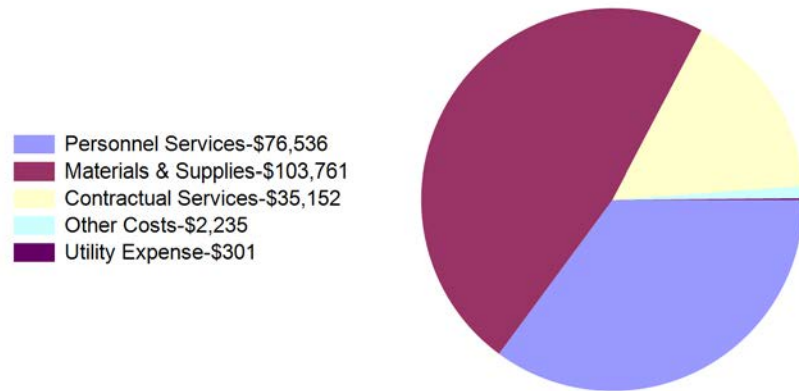
Month To Date Revenues  
\$217,786



Year To Date Expenditures  
\$2,310,041



Month To Date Expenditures  
\$217,985



**City of Casper, Wyoming**  
**Sewer Fund Statement of Revenues and Expenditures**  
For Fiscal Year 2024 as of January 31, 2024  
58.33 % OF THE FISCAL YEAR HAS ELAPSED

	<u>Revised Budget</u>	<u>Current Year To Date</u>	<u>Current Year % of Budget</u>
<b>Revenues:</b>			
Goods and Svcs Rev	\$ 7,780,599	\$ 4,559,946	58.61%
Misc Revenue	155,089	146,837	94.68%
Utility Revenue	40,000	13,254	33.14%
Other Sources	170,321	103,530	60.79%
<b>Total Revenues</b>	<b>\$ 8,146,009</b>	<b>\$ 4,823,567</b>	<b>59.21%</b>

	<u>Revised Budget</u>	<u>Current Year To Date</u>	<u>Current Year % of Budget</u>
<b>Expenditures:</b>			
Personnel Services	\$ 933,563	\$ 519,602	55.66%
Materials & Supplies	99,600	48,000	48.19%
Contractual Services	420,590	238,681	56.75%
Capital Outlay	4,144,709	339,581	8.19%
Transfers Out	292	134	45.80%
Other Costs	54,556	22,154	40.61%
Utility Expense	5,907,086	2,658,100	45.00%
<b>Total Expenditures</b>	<b>\$ 11,560,396</b>	<b>\$ 3,826,252</b>	<b>33.10%</b>
<b>Net Revenue (Shortfall)</b>	<b>\$ (3,414,387)</b>	<b>\$ 997,315</b>	<b>26.12%</b>

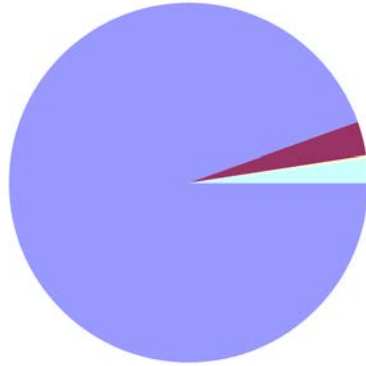
**Sewer Fund Summary of Cash and Investments**

Cash	\$ 170,971
Investments	9,567,395
	<u>\$ 9,738,366</u>

**City of Casper, Wyoming**  
**Sewer Fund Summary of Revenues and Expenditures**  
**For Fiscal Year 2024 as of January 31, 2024**  
**58.33 % OF THE FISCAL YEAR HAS ELAPSED**

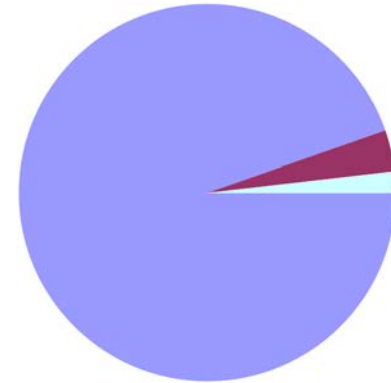
Year To Date Revenues  
\$4,823,567

- Goods and Svcs Rev-\$4,559,946
- Misc Revenue-\$146,837
- Utility Revenue-\$13,254
- Other Sources-\$103,530



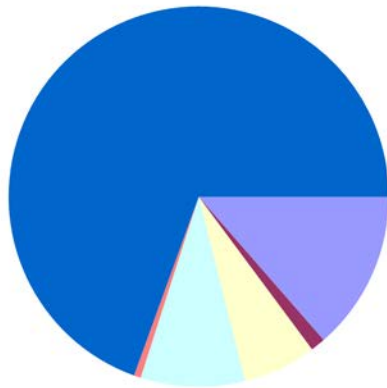
Month To Date Revenues  
\$751,318

- Goods and Svcs Rev-\$711,243
- Misc Revenue-\$26,435
- Utility Revenue-\$282
- Other Sources-\$13,358



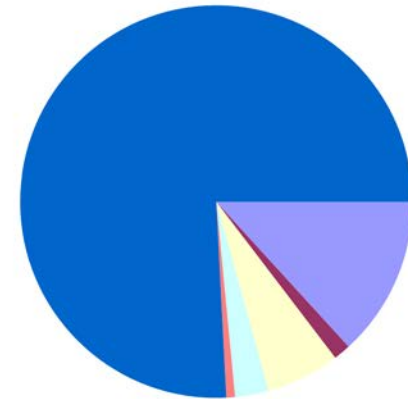
Year To Date Expenditures  
\$3,826,252

- Personnel Services-\$519,602
- Materials & Supplies-\$48,000
- Contractual Services-\$238,681
- Capital Outlay-\$339,581
- Transfers Out-\$134
- Other Costs-\$22,154
- Utility Expense-\$2,658,100



Month To Date Expenditures  
\$549,713

- Personnel Services-\$72,686
- Materials & Supplies-\$7,741
- Contractual Services-\$33,421
- Capital Outlay-\$15,177
- Transfers Out-\$18
- Other Costs-\$3,931
- Utility Expense-\$416,739



**City of Casper, Wyoming**  
**Wastewater Treatment Plant Fund Statement of Revenues and Expenditures**  
For Fiscal Year 2024 as of January 31, 2024  
**58.33 % OF THE FISCAL YEAR HAS ELAPSED**

	<u>Revised Budget</u>	<u>Current Year To Date</u>	<u>Current Year % of Budget</u>
<b>Revenues:</b>			
Intergovernmental	\$ 9,967,708	\$ 3,631,404	36.43%
Misc Revenue	239,884	199,211	83.04%
Utility Revenue	630,000	370,928	58.88%
<b>Total Revenues</b>	<b>\$ 10,837,592</b>	<b>\$ 4,201,543</b>	<b>38.77%</b>

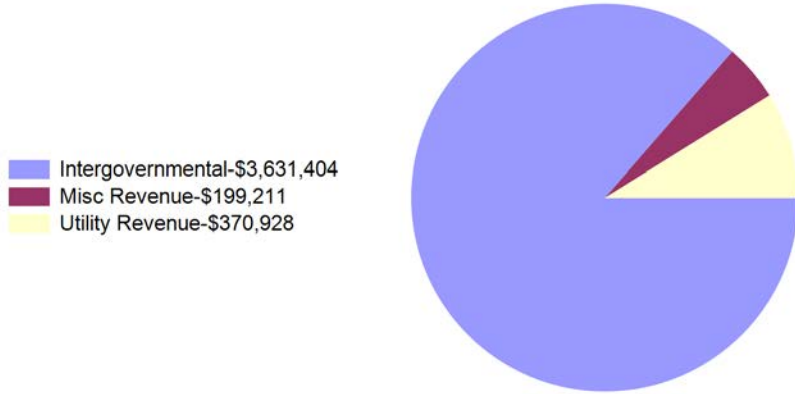
	<u>Revised Budget</u>	<u>Current Year To Date</u>	<u>Current Year % of Budget</u>
<b>Expenditures:</b>			
Personnel Services	\$ 1,694,252	\$ 929,355	54.85%
Materials & Supplies	1,434,200	638,704	44.53%
Contractual Services	799,632	400,436	50.08%
Capital Outlay	7,512,861	373,243	4.97%
Debt Service	846,297	803,086	94.89%
Other Costs	249,772	142,926	57.22%
Utility Expense	77,000	21,940	28.49%
<b>Total Expenditures</b>	<b>\$ 12,614,014</b>	<b>\$ 3,309,690</b>	<b>26.24%</b>
<b>Net Revenue (Shortfall)</b>	<b>\$ (1,776,422)</b>	<b>\$ 891,853</b>	<b>12.53%</b>

**Wastewater Treatment Plant Fund Summary of Cash and Investments**

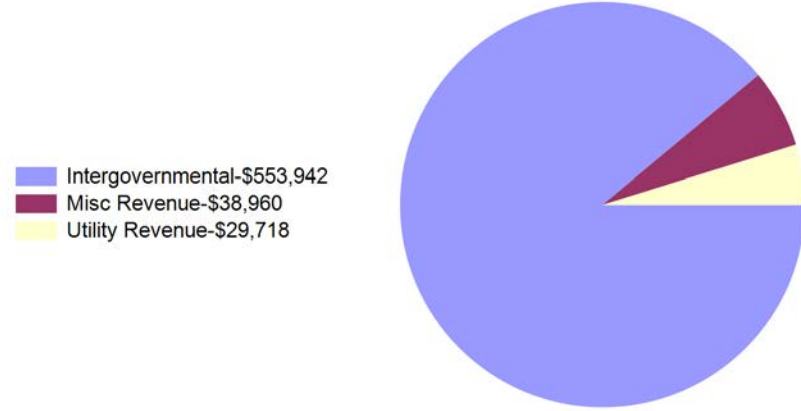
Cash	\$ 536,372
Investments	12,937,650
	<u>\$ 13,474,022</u>

**City of Casper, Wyoming**  
**Sewer Fund Summary of Revenues and Expenditures**  
 For Fiscal Year 2024 as of January 31, 2024  
 58.33 % OF THE FISCAL YEAR HAS ELAPSED

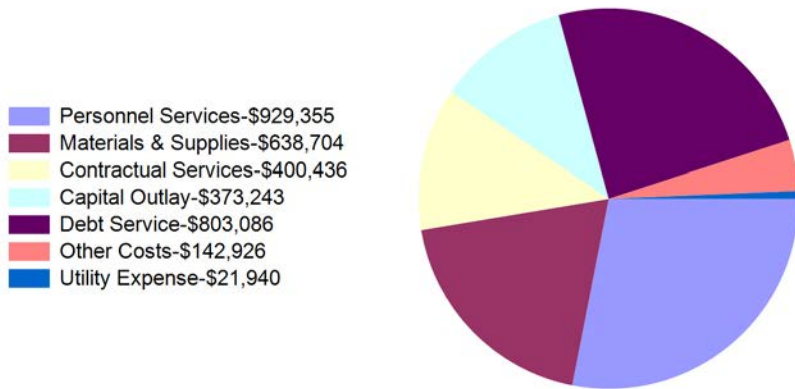
Year To Date Revenues  
\$4,201,543



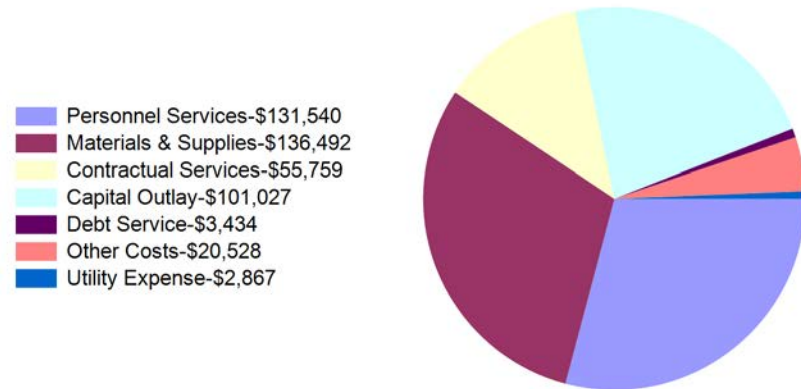
Month To Date Revenues  
\$622,619



Year To Date Expenditures  
\$3,309,690



Month To Date Expenditures  
\$451,647



**City of Casper, Wyoming**  
**Refuse Collection Fund Statement of Revenues and Expenditures**  
For Fiscal Year 2024 as of January 31, 2024  
**58.33 % OF THE FISCAL YEAR HAS ELAPSED**

	<u>Revised Budget</u>	<u>Current Year To Date</u>	<u>Current Year % of Budget</u>
<b>Revenues:</b>			
Misc Revenue	\$ 69,978	\$ 66,264	94.69%
Utility Revenue	10,635,050	5,506,732	51.78%
Other Sources	10,022	10,022	100.00%
<b>Total Revenues</b>	<b>\$ 10,715,050</b>	<b>\$ 5,583,018</b>	<b>52.10%</b>

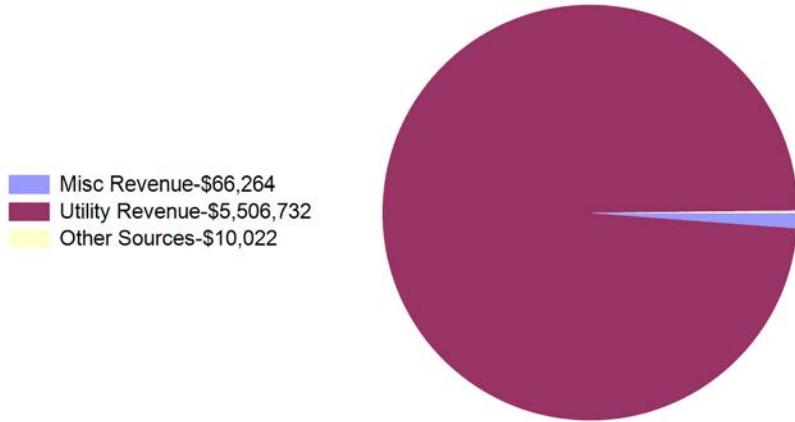
	<u>Revised Budget</u>	<u>Current Year To Date</u>	<u>Current Year % of Budget</u>
<b>Expenditures:</b>			
Personnel Services	\$ 2,749,165	\$ 1,525,316	55.48%
Materials & Supplies	714,302	324,683	45.45%
Contractual Services	4,360,111	2,783,982	63.85%
Capital Outlay	4,185,964	378,960	9.05%
Transfers Out	25,000	25,000	100.00%
Other Costs	124,968	63,900	51.13%
Utility Expense	3,000	767	25.55%
<b>Total Expenditures</b>	<b>\$ 12,162,510</b>	<b>\$ 5,102,608</b>	<b>41.95%</b>
<b>Net Revenue (Shortfall)</b>	<b>\$ (1,447,460)</b>	<b>\$ 480,410</b>	<b>10.15%</b>

**Refuse Collection Fund Summary of Cash and Investments**

Cash	\$ 443,515
Investments	4,486,060
	<u>\$ 4,929,575</u>

**City of Casper, Wyoming**  
**Refuse Collection Fund Summary of Revenues and Expenditures**  
**For Fiscal Year 2024 as of January 31, 2024**  
**58.33 % OF THE FISCAL YEAR HAS ELAPSED**

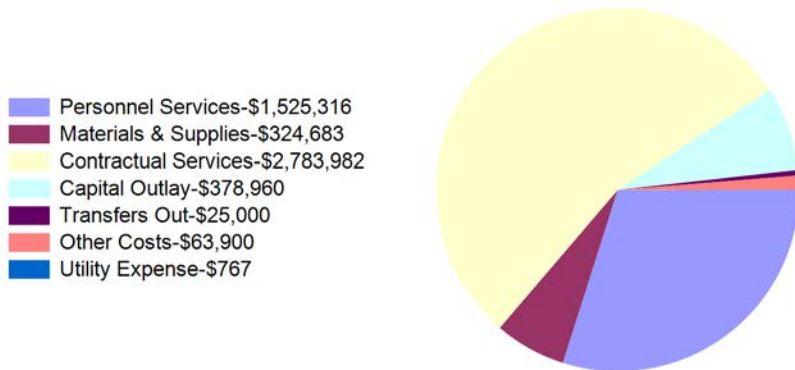
Year To Date Revenues  
\$5,583,018



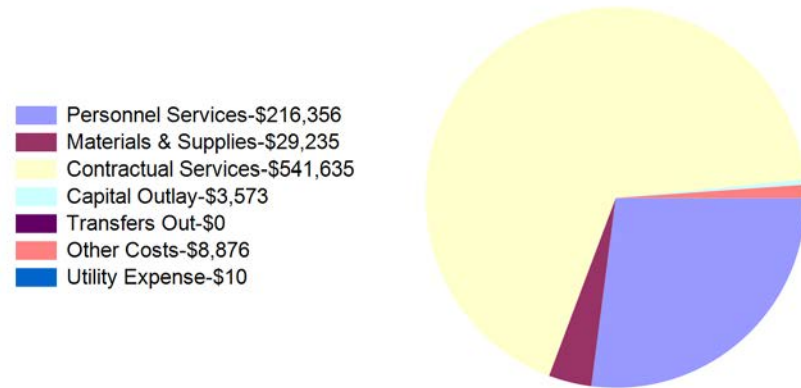
Month To Date Revenues  
\$870,024



Year To Date Expenditures  
\$5,102,608



Month To Date Expenditures  
\$799,685





**City of Casper, Wyoming**  
**Balefill Fund Statement of Revenues and Expenditures**  
For Fiscal Year 2024 as of January 31, 2024  
58.33 % OF THE FISCAL YEAR HAS ELAPSED

	<u>Revised Budget</u>	<u>Current Year To Date</u>	<u>Current Year % of Budget</u>
<b>Revenues:</b>			
Intergovernmental	\$ 955,140	\$ 62,998	6.60%
Goods and Svcs Rev	266,100	182,837	68.71%
Misc Revenue	276,588	128,174	46.34%
Utility Revenue	6,629,900	4,226,305	63.75%
<b>Total Revenues</b>	<b>\$ 8,127,728</b>	<b>\$ 4,600,313</b>	<b>56.60%</b>


	<u>Revised Budget</u>	<u>Current Year To Date</u>	<u>Current Year % of Budget</u>
<b>Expenditures:</b>			
Personnel Services	\$ 2,634,229	\$ 1,363,709	51.77%
Materials & Supplies	1,567,552	472,598	30.15%
Contractual Services	2,744,377	1,316,414	47.97%
Capital Outlay	4,555,127	1,082,124	23.76%
Debt Service	482,346	342,174	70.94%
Transfers Out	10,000	10,000	100.00%
Other Costs	246,929	133,745	54.16%
Utility Expense	22,550	15,275	67.74%
<b>Total Expenditures</b>	<b>\$ 12,263,110</b>	<b>\$ 4,736,039</b>	<b>38.62%</b>
<b>Net Revenue (Shortfall)</b>	<b>\$ (4,135,381)</b>	<b>\$ (135,726)</b>	<b>17.98%</b>

**Balefill Fund Summary of Cash and Investments**


Cash	\$ (131,617)
Investments	7,421,464
	<u>\$ 7,289,847</u>

**City of Casper, Wyoming**  
**Balefill Fund Summary of Revenues and Expenditures**  
**For Fiscal Year 2024 as of January 31, 2024**  
**58.33 % OF THE FISCAL YEAR HAS ELAPSED**

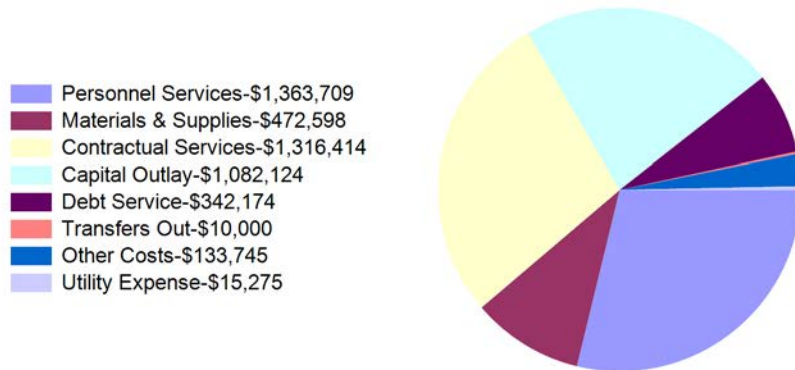
Year To Date Revenues  
\$4,600,313



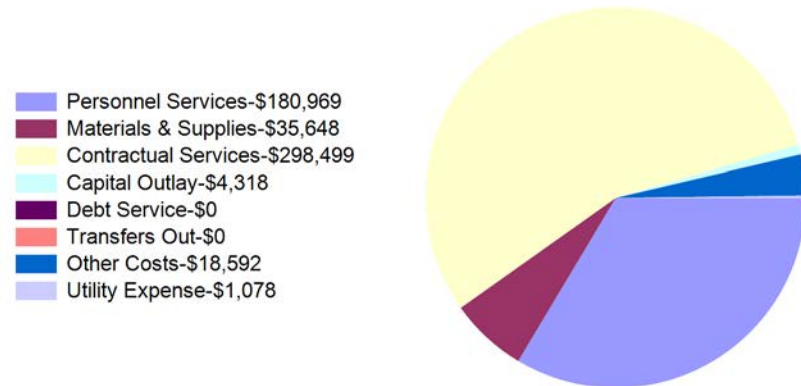
Month To Date Revenues  
\$681,394



Year To Date Expenditures  
\$4,736,039



Month To Date Expenditures  
\$539,104

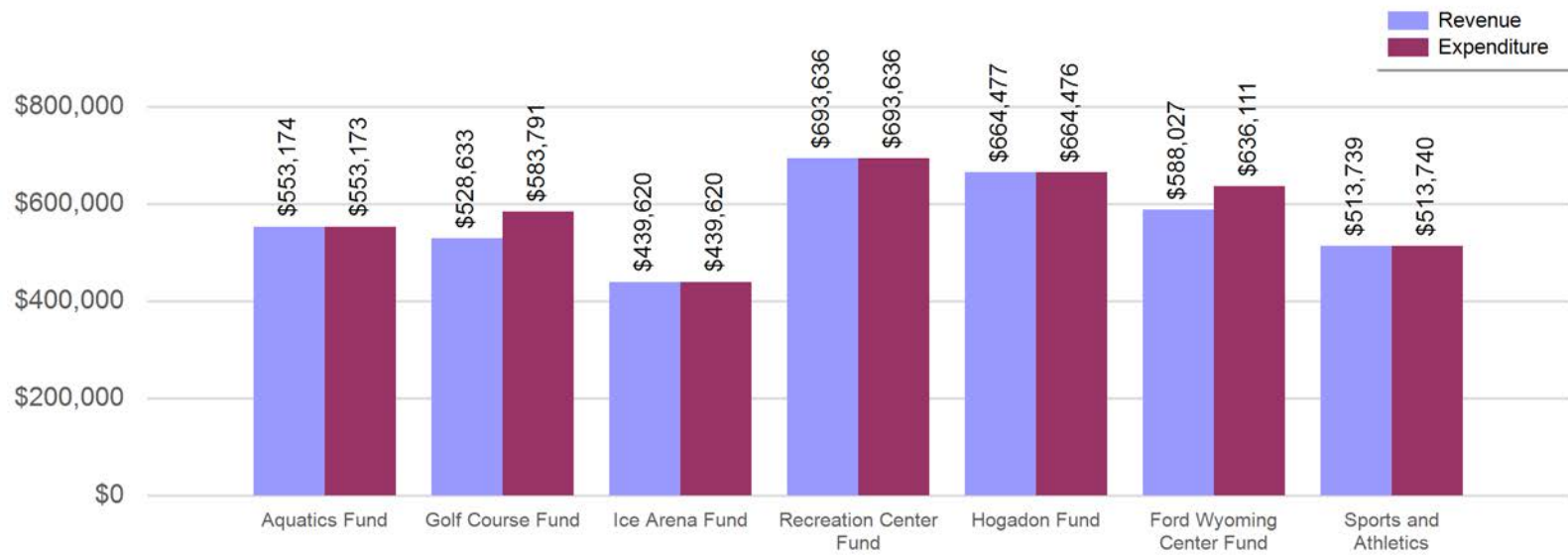


**City of Casper, Wyoming**  
**Parks & Recreation Enterprise Funds Consolidated Balance Sheet**  
For Fiscal Year 2024 as of January 31, 2024  
**58.33 % OF THE FISCAL YEAR HAS ELAPSED**

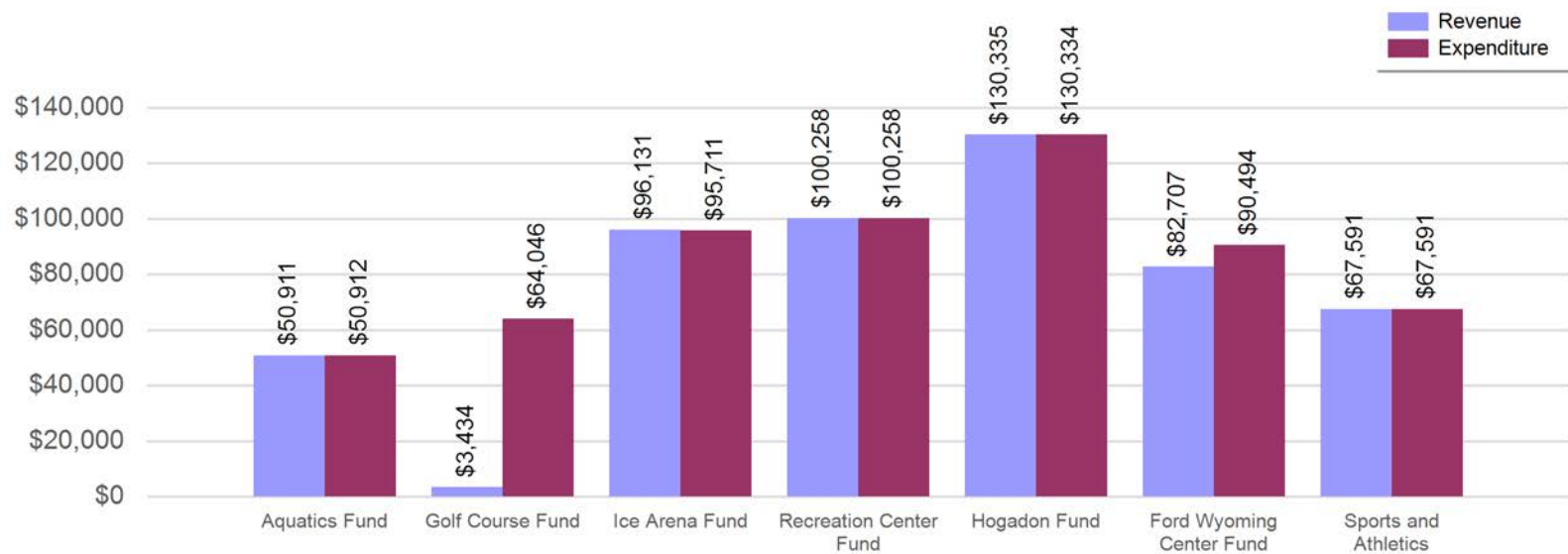
	Aquatics Fund	Golf Course Fund	Ice Arena Fund	Recreation Center Fund	Hogadon Fund	Ford Wyoming Center Fund	Sports and Athletics
<b>ASSETS</b>							
<b>Current Assets</b>							
Cash	14,754	538,616	10,640	31,961	(20,465)	444,772	11,018
Investments						806,238	
Inventory		36,608			20,495		
Grants Receivable						-	
Accounts Receivable		2,811	8,482	623	40,238	240	
Lease Receivable - Short Term		23,792				15,119	
<b>Total Current Assets</b>	<b>14,754</b>	<b>601,826</b>	<b>19,121</b>	<b>32,584</b>	<b>40,269</b>	<b>1,266,369</b>	<b>11,018</b>
<b>Capital Assets</b>							
Land, Buildings & Improvements	14,432,867	7,097,801	5,328,515	7,333,709	10,372,812	34,200,275	
Equipment	47,801	1,272,125	302,111	387,647	2,329,091	1,755,264	
Accumulated Depreciation	(3,990,239)	(5,495,973)	(2,123,904)	(5,122,466)	(4,189,634)	(23,706,318)	
<b>Total Capital Assets</b>	<b>10,490,430</b>	<b>2,873,954</b>	<b>3,506,722</b>	<b>2,598,890</b>	<b>8,512,269</b>	<b>12,249,221</b>	
<b>Non-Current Assets</b>							
Lease Receivable - Long Term						148,351	
<b>Total Assets</b>	<b>10,505,184</b>	<b>3,475,780</b>	<b>3,525,844</b>	<b>2,631,473</b>	<b>8,552,538</b>	<b>13,663,941</b>	<b>11,018</b>
<b>DEFERRED OUTFLOWS OF RESOURCES</b>							
<b>Total Deferred Outflows Of Resources</b>	<b>58,265</b>	<b>109,974</b>	<b>55,189</b>	<b>162,028</b>	<b>147,176</b>		
<b>LIABILITIES</b>							
<b>Current Liabilities</b>							
Accounts Payable	14,754	17,699	19,158	25,351	40,287	1,242,215	11,018
Accrued Wages and Benefits Payable	-	-	(36)	79	(19)		-
Deferred Revenue		936		7,154			
<b>Total Current Liabilities</b>	<b>14,754</b>	<b>18,635</b>	<b>19,122</b>	<b>32,584</b>	<b>40,268</b>	<b>1,242,215</b>	<b>11,018</b>
<b>Non-Current Liabilities</b>							
Accrued Comp ABS	15,654	20,647	6,699	22,755	20,085		-
Net Pension Liability	221,654	375,107	159,136	463,200	394,999		
Net OPEB Liability	4,738	10,269	6,046	17,872	17,023		
<b>Total Non-Current Liabilities</b>	<b>242,046</b>	<b>406,023</b>	<b>171,881</b>	<b>503,828</b>	<b>432,107</b>		-
<b>Total Liabilities</b>	<b>256,800</b>	<b>424,658</b>	<b>191,003</b>	<b>536,412</b>	<b>472,376</b>	<b>1,242,215</b>	<b>11,018</b>
<b>DEFERRED INFLOWS OF RESOURCES</b>							
<b>Total Deferred Inflows Of Resources</b>	<b>3,281</b>	<b>30,130</b>	<b>3,403</b>	<b>10,013</b>	<b>9,245</b>	<b>155,924</b>	
<b>NET POSITION</b>							
Net Investment in Capital Assets	10,490,430	2,897,745	3,506,722	2,598,890	8,512,269	12,412,691	
Unrestricted	(187,062)	233,221	(120,095)	(351,814)	(294,176)	(146,890)	-
<b>Total Net Position</b>	<b>10,303,368</b>	<b>3,130,966</b>	<b>3,386,627</b>	<b>2,247,076</b>	<b>8,218,092</b>	<b>12,265,802</b>	-

**City of Casper, Wyoming**  
**Parks & Recreation Enterprise Funds Revenue and Expenditure Comparison**  
 For Fiscal Year 2024 as of January 31, 2024  
 58.33 % OF THE FISCAL YEAR HAS ELAPSED

**Parks & Recreation Enterprise Funds YTD Revenue and Expenditure Comparison**




**Parks & Recreation Enterprise Funds MTD Revenue and Expenditure Comparison**






**City of Casper, Wyoming**  
**Aquatics Fund Summary of Revenues and Expenditures**  
 For Fiscal Year 2024 as of January 31, 2024  
 58.33 % OF THE FISCAL YEAR HAS ELAPSED

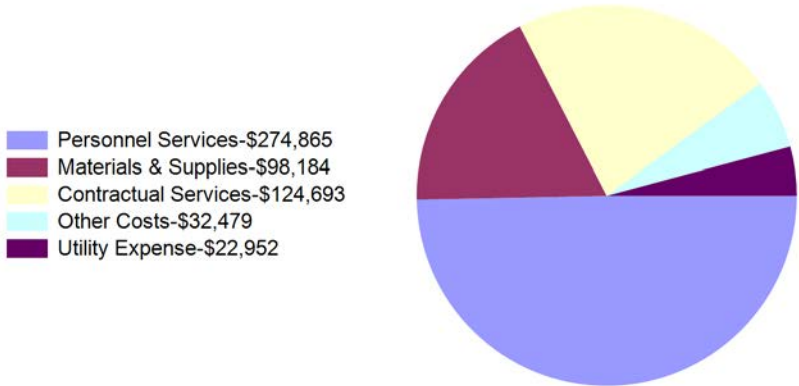
Year To Date Revenues  
\$553,174



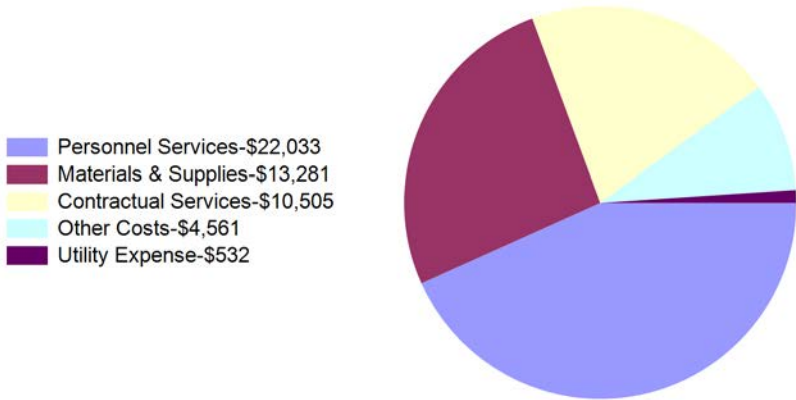
Month To Date Revenues  
\$50,911



Year To Date Expenditures  
\$553,173



Month To Date Expenditures  
\$50,912



**City of Casper, Wyoming**  
**Golf Fund Statement of Revenues and Expenditures**  
For Fiscal Year 2024 as of January 31, 2024  
**58.33 % OF THE FISCAL YEAR HAS ELAPSED**

	<u>Revised Budget</u>	<u>Current Year To Date</u>	<u>Current Year % of Budget</u>
<b>Revenues:</b>			
Goods and Svcs Rev	\$ 793,000	\$ 327,246	41.27%
Misc Revenue	321,000	201,386	62.74%
<b>Total Revenues</b>	<b>\$ 1,114,000</b>	<b>\$ 528,633</b>	<b>47.45%</b>

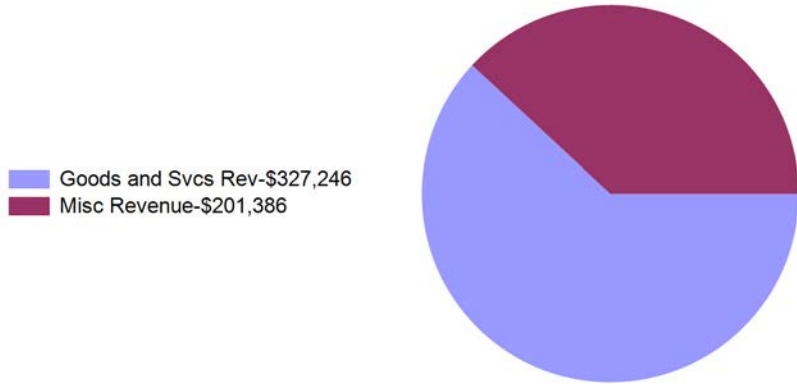
	<u>Revised Budget</u>	<u>Current Year To Date</u>	<u>Current Year % of Budget</u>
<b>Expenditures:</b>			
Personnel Services	\$ 562,178	\$ 338,490	60.21%
Materials & Supplies	184,848	87,719	47.45%
Contractual Services	146,545	123,177	84.05%
Capital Outlay	122,900	-	0.00%
Other Costs	42,281	22,140	52.36%
Utility Expense	23,000	12,265	53.33%
<b>Total Expenditures</b>	<b>\$ 1,081,752</b>	<b>\$ 583,791</b>	<b>53.97%</b>
<b>Net Revenue (Shortfall)</b>	<b>\$ 32,248</b>	<b>\$ (55,158)</b>	<b>-6.51%</b>

**Golf Fund Summary of Cash and Investments**

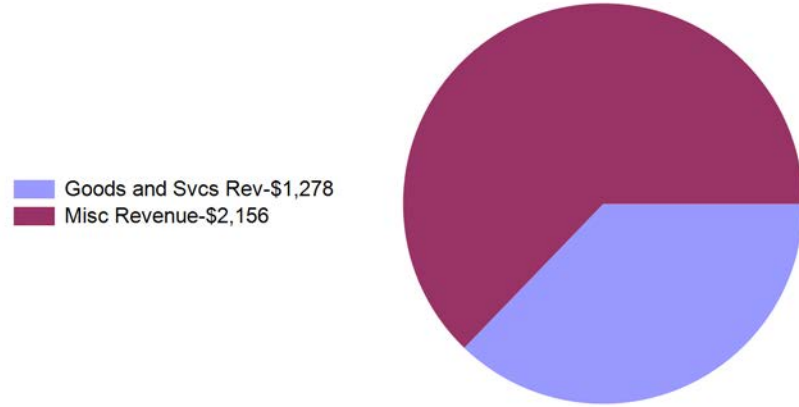
Cash	\$ 538,616
Investments	-
	<u>\$ 538,616</u>

**City of Casper, Wyoming**  
**Golf Fund Summary of Revenues and Expenditures**  
 For Fiscal Year 2024 as of January 31, 2024  
 58.33 % OF THE FISCAL YEAR HAS ELAPSED

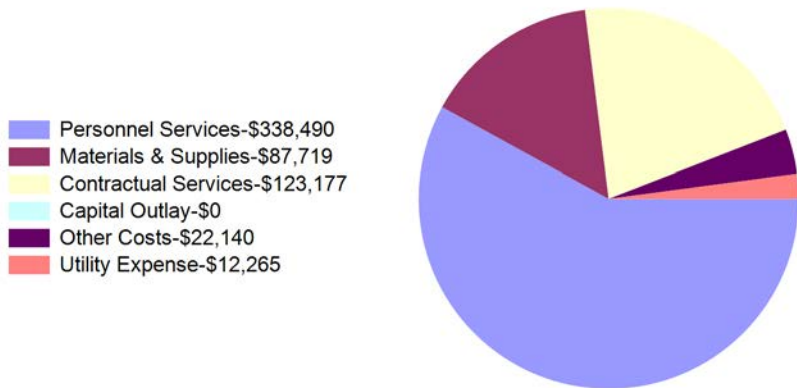
Year To Date Revenues  
\$528,633



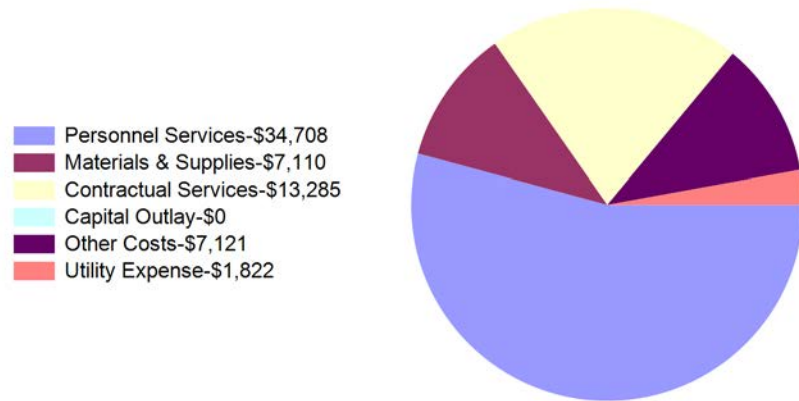
Month To Date Revenues  
\$3,434



Year To Date Expenditures  
\$583,791



Month To Date Expenditures  
\$64,046

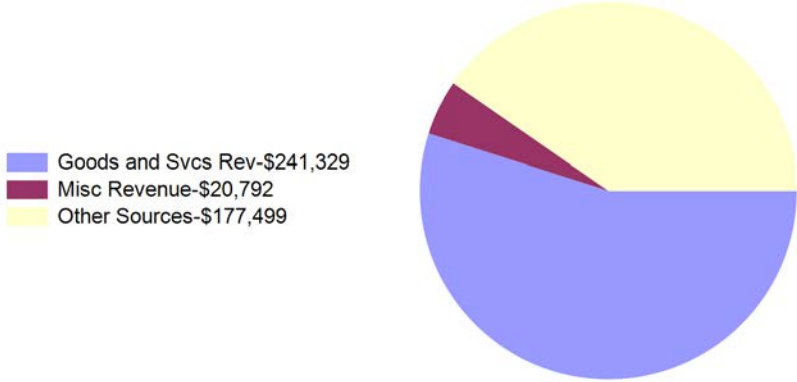




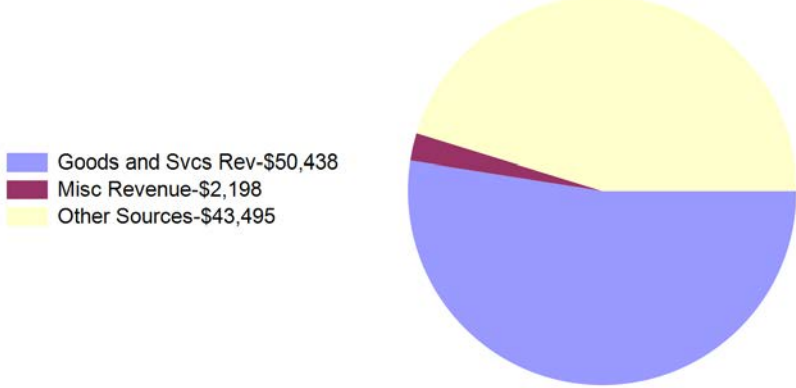


**City of Casper, Wyoming**  
**Ice Arena Fund Summary of Revenues and Expenditures**  
**For Fiscal Year 2024 as of January 31, 2024**  
**58.33 % OF THE FISCAL YEAR HAS ELAPSED**

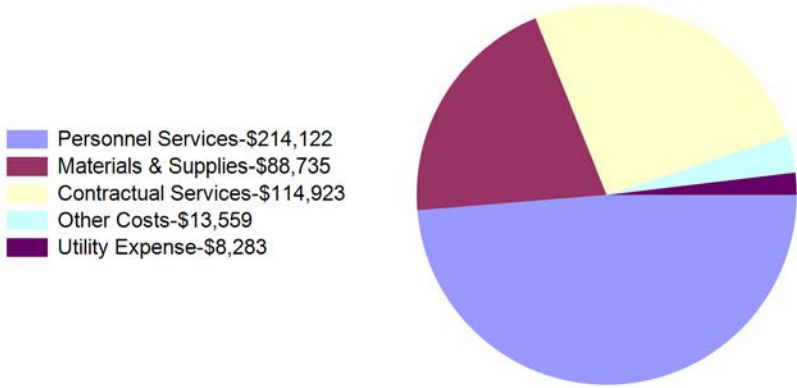
Year To Date Revenues  
\$439,620



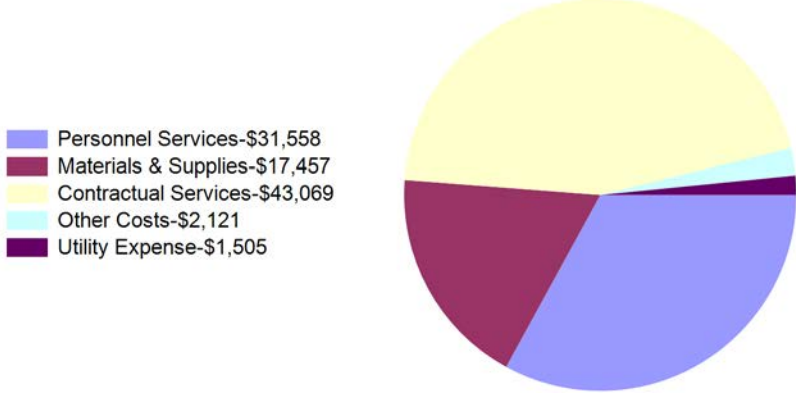
Month To Date Revenues  
\$96,131



Year To Date Expenditures  
\$439,620



Month To Date Expenditures  
\$95,711

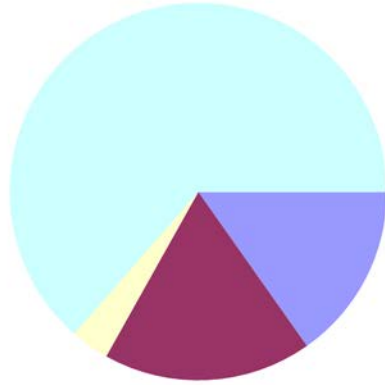




**City of Casper, Wyoming**  
**Recreation Center Fund Summary of Revenues and Expenditures**  
**For Fiscal Year 2024 as of January 31, 2024**  
**58.33 % OF THE FISCAL YEAR HAS ELAPSED**

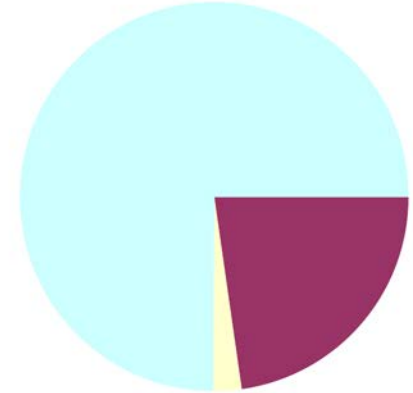
Year To Date Revenues  
\$693,636

- Intergovernmental-\$105,627
- Goods and Svcs Rev-\$124,134
- Misc Revenue-\$23,003
- Other Sources-\$440,872



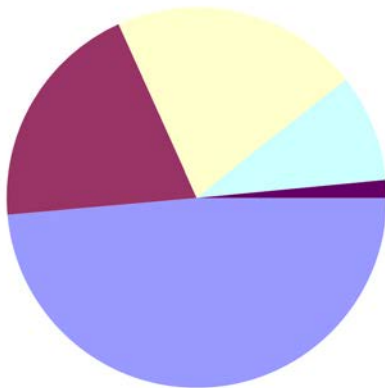
Month To Date Revenues  
\$100,258

- Intergovernmental-\$0
- Goods and Svcs Rev-\$22,798
- Misc Revenue-\$2,344
- Other Sources-\$75,116



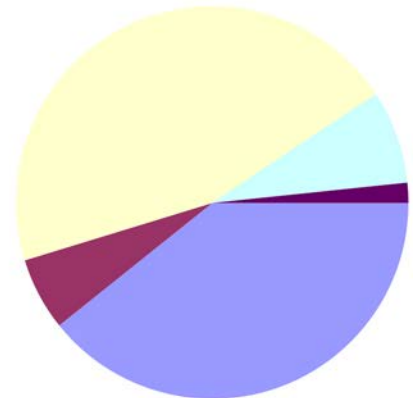
Year To Date Expenditures  
\$693,636

- Personnel Services-\$337,024
- Materials & Supplies-\$136,444
- Contractual Services-\$146,365
- Other Costs-\$63,281
- Utility Expense-\$10,523
- Non Budgeted-\$0



Month To Date Expenditures  
\$100,258

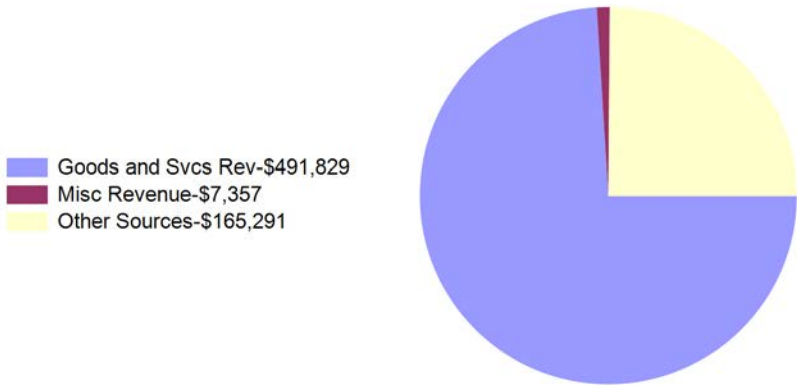
- Personnel Services-\$39,353
- Materials & Supplies-\$6,030
- Contractual Services-\$45,549
- Other Costs-\$7,666
- Utility Expense-\$1,661
- Non Budgeted-\$0



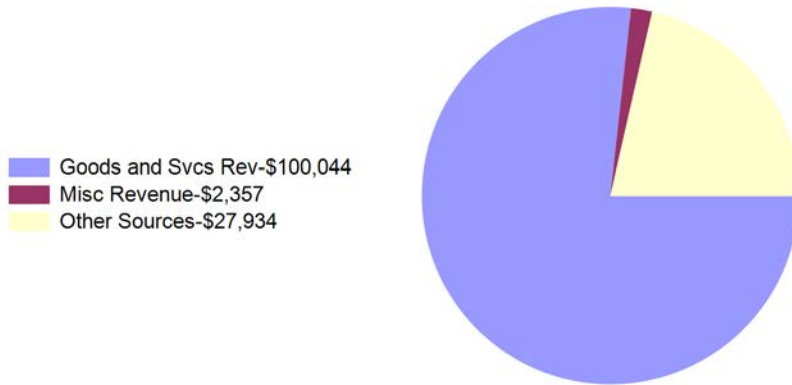


**City of Casper, Wyoming**  
**Hogadon Fund Summary of Revenues and Expenditures**  
 For Fiscal Year 2024 as of January 31, 2024  
 58.33 % OF THE FISCAL YEAR HAS ELAPSED

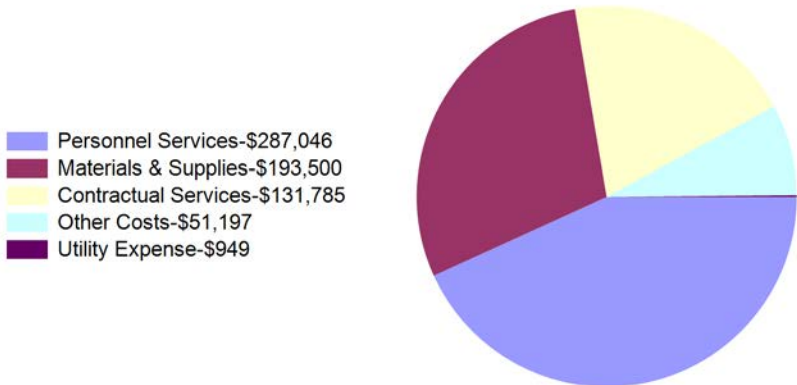
Year To Date Revenues  
 \$664,477



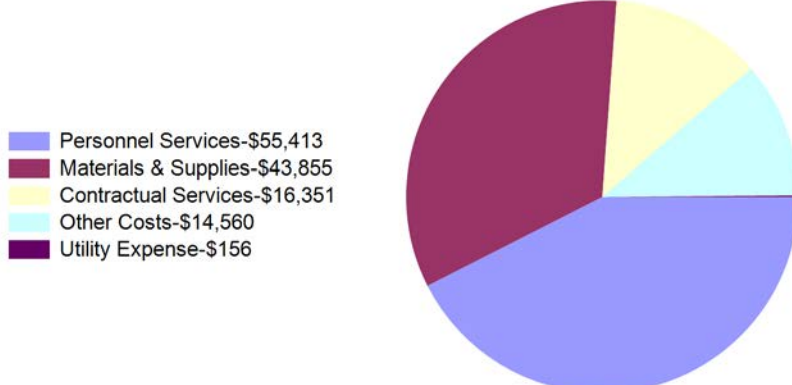
Month To Date Revenues  
 \$130,335



Year To Date Expenditures  
 \$664,476



Month To Date Expenditures  
 \$130,334



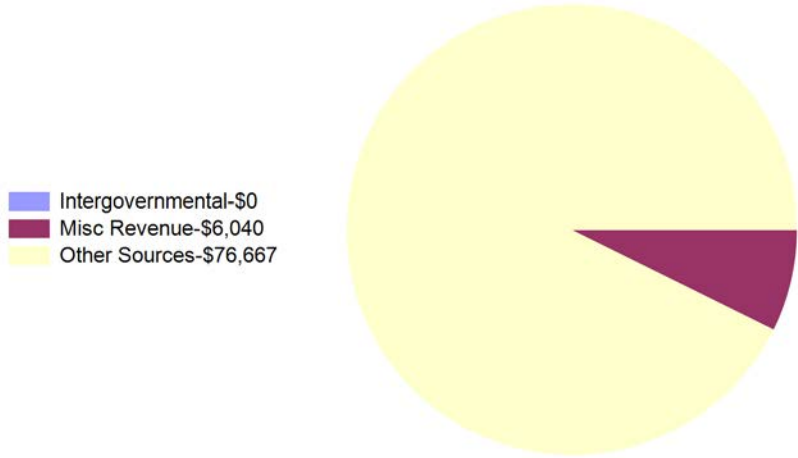


**City of Casper, Wyoming**  
**Ford Wyoming Center Summary of Revenues and Expenditures**  
 For Fiscal Year 2024 as of January 31, 2024  
 58.33 % OF THE FISCAL YEAR HAS ELAPSED

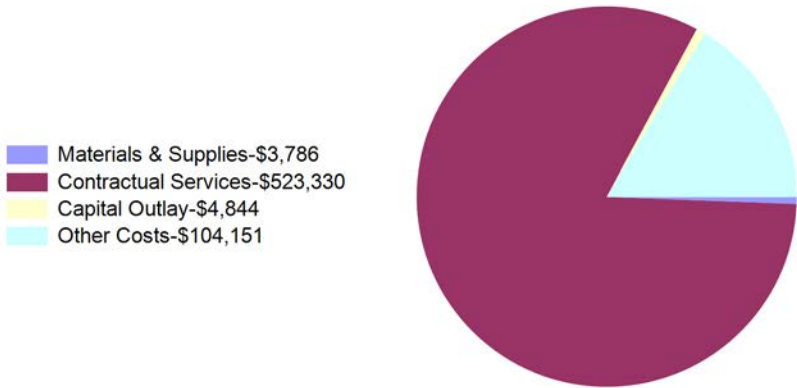
Year To Date Revenues  
\$588,027



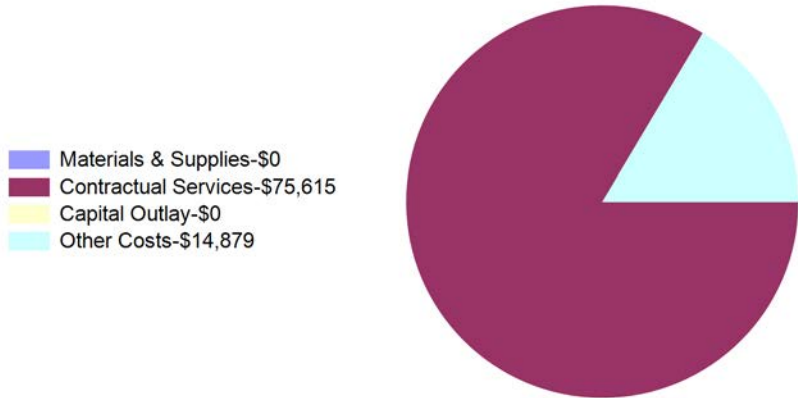
Month To Date Revenues  
\$82,707



Year To Date Expenditures  
\$636,111



Month To Date Expenditures  
\$90,494



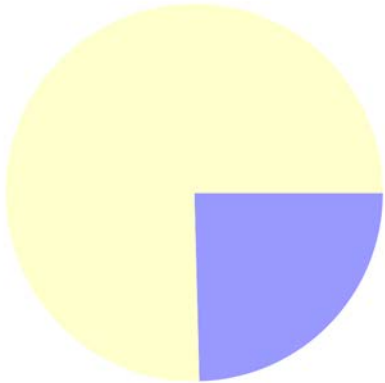




**City of Casper, Wyoming**  
**Sports & Athletics Summary of Revenues and Expenditures**  
 For Fiscal Year 2024 as of January 31, 2024  
 58.33 % OF THE FISCAL YEAR HAS ELAPSED


Year To Date Revenues  
\$513,739

- Goods and Svcs Rev-\$126,199
- Misc Revenue-\$50
- Other Sources-\$387,491



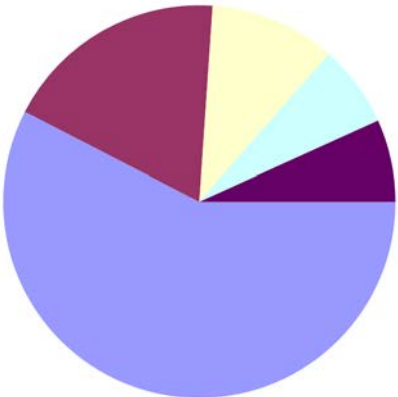
Month To Date Revenues  
\$67,591

- Goods and Svcs Rev-\$23,279
- Misc Revenue-\$0
- Other Sources-\$44,312



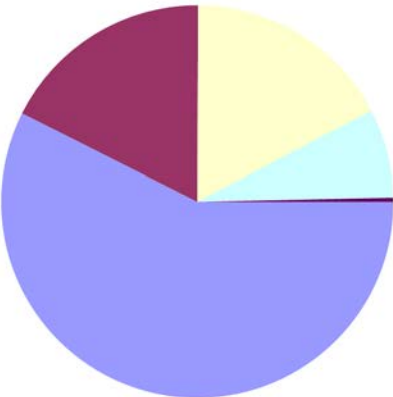
Year To Date Expenditures  
\$513,740

- Personnel Services-\$295,682
- Materials & Supplies-\$95,186
- Contractual Services-\$53,410
- Other Costs-\$34,743
- Utility Expense-\$34,719



Month To Date Expenditures  
\$67,591

- Personnel Services-\$38,806
- Materials & Supplies-\$11,935
- Contractual Services-\$11,684
- Other Costs-\$4,937
- Utility Expense-\$230

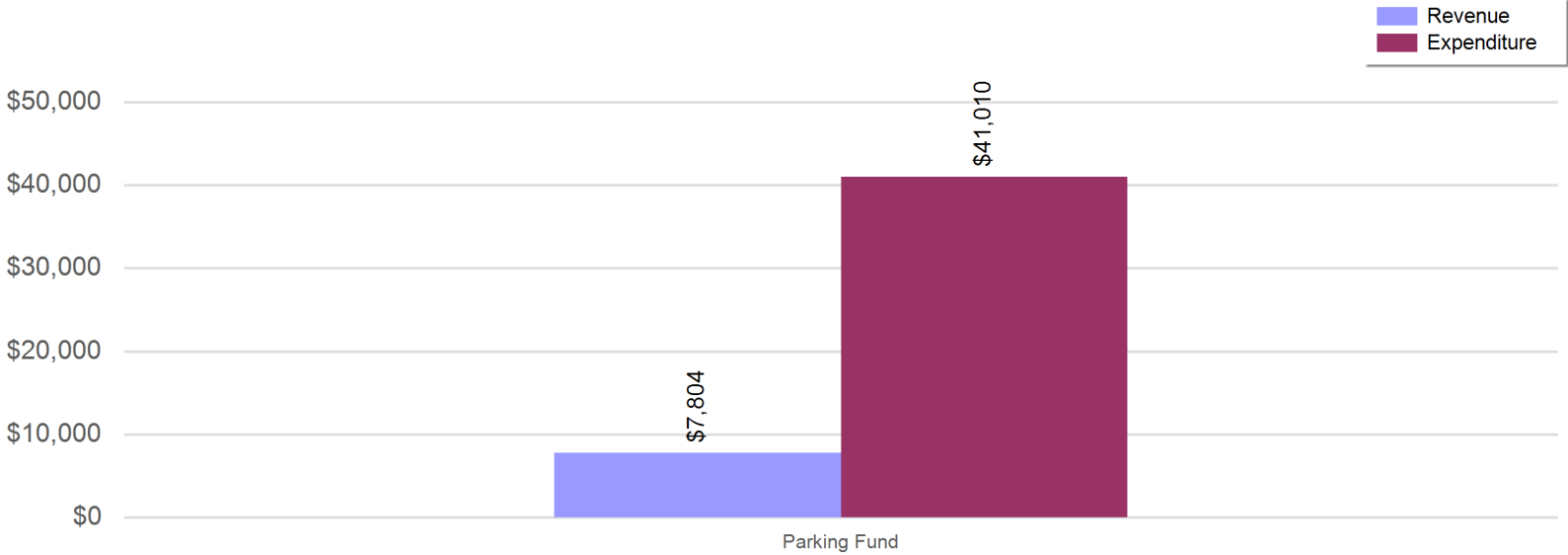


**City of Casper, Wyoming**  
**Other Enterprise Funds Balance Sheet**  
**For Fiscal Year 2024 as of January 31, 2024**  
**58.33 % OF THE FISCAL YEAR HAS ELAPSED**

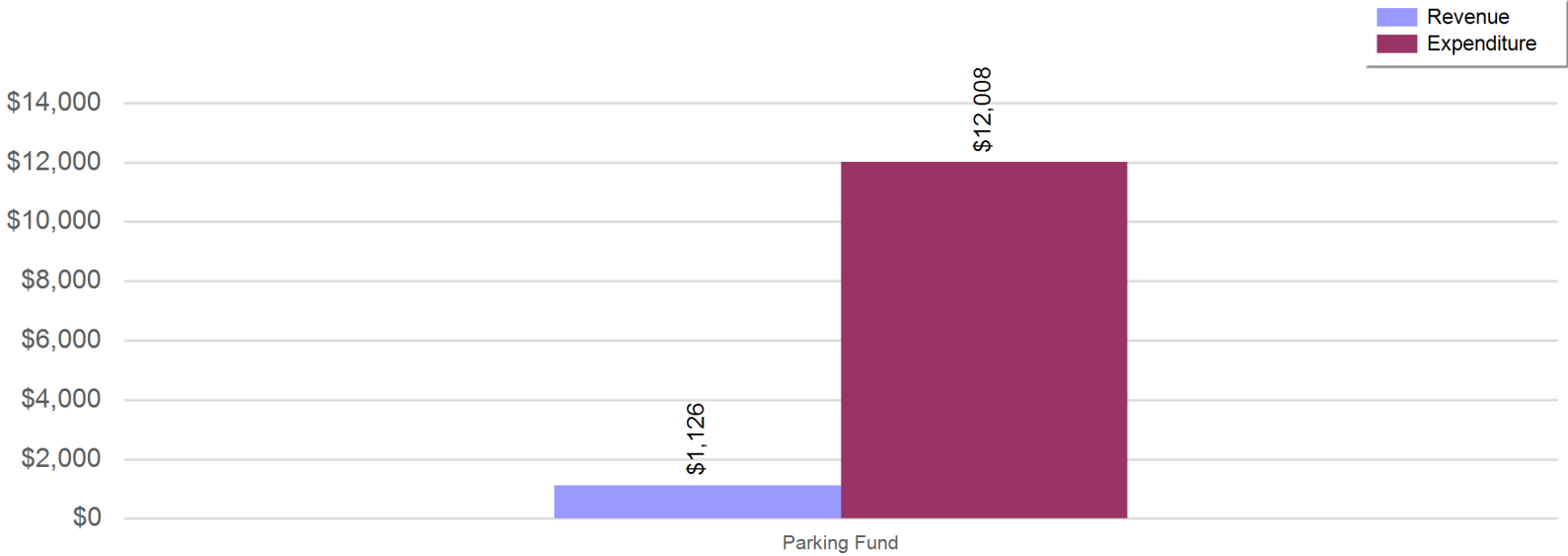
	<b>Parking Fund</b>
<b>ASSETS</b>	
<b>Current Assets</b>	
Cash	53,624
Investments	45,817
Market Adjustments	-
Accounts Receivable	690
Lease Receivable - Short Term	13,453
<b>Total Current Assets</b>	<b>113,585</b>
<b>Capital Assets</b>	
Land, Buildings & Improvements	2,981,187
Equipment	55,379
Accumulated Depreciation	(2,216,527)
<b>Total Capital Assets</b>	<b>820,039</b>
<b>Non-Current Assets</b>	
Lease Receivable - Long Term	232,578
<b>Total Assets</b>	<b>1,166,201</b>
<b>LIABILITIES</b>	
<b>Current Liabilities</b>	
Accounts Payable	6
<b>Total Current Liabilities</b>	<b>6</b>
<b>Total Liabilities</b>	<b>6</b>
<b>DEFERRED INFLOWS OF RESOURCES</b>	
<b>Total Deferred Inflows Of Resources</b>	<b>235,390</b>
<b>NET POSITION</b>	
Net Investment in Capital Assets	1,066,069
Unrestricted	(135,264)
<b>Total Net Position</b>	<b>930,805</b>

**City of Casper, Wyoming**  
**Other Enterprise Funds Revenue and Expenditure Comparison**  
For Fiscal Year 2024 as of January 31, 2024  
58.33 % OF THE FISCAL YEAR HAS ELAPSED

**Other Enterprise Funds YTD Revenue and Expenditure Comparison**



**Other Enterprise Funds MTD Revenue and Expenditure Comparison**



**City of Casper, Wyoming**  
**Parking Lots Statement of Revenues and Expenditures**  
For Fiscal Year 2024 as of January 31, 2024  
**58.33 % OF THE FISCAL YEAR HAS ELAPSED**

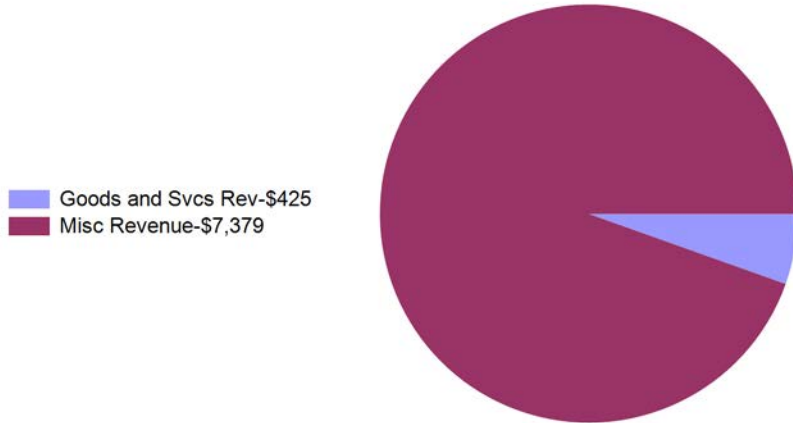
	Revised Budget	Current Year To Date	Current Year % of Budget
<b>Revenues:</b>			
Goods and Svcs Rev	\$ 1,500	\$ 425	28.33%
Misc Revenue	16,463	7,379	44.82%
<b>Total Revenues</b>	<b>\$ 17,963</b>	<b>\$ 7,804</b>	<b>43.44%</b>
<b>Expenditures:</b>			
Contractual Services	\$ 42,818	\$ 18,329	42.81%
Capital Outlay	69,456	7,000	10.08%
Other Costs	26,882	15,681	58.33%
<b>Total Expenditures</b>	<b>\$ 139,156</b>	<b>\$ 41,010</b>	<b>29.47%</b>
<b>Net Revenue (Shortfall)</b>	<b>\$ (121,193)</b>	<b>\$ (33,206)</b>	<b>13.97%</b>

**Parking Lots Summary of Cash and Investments**

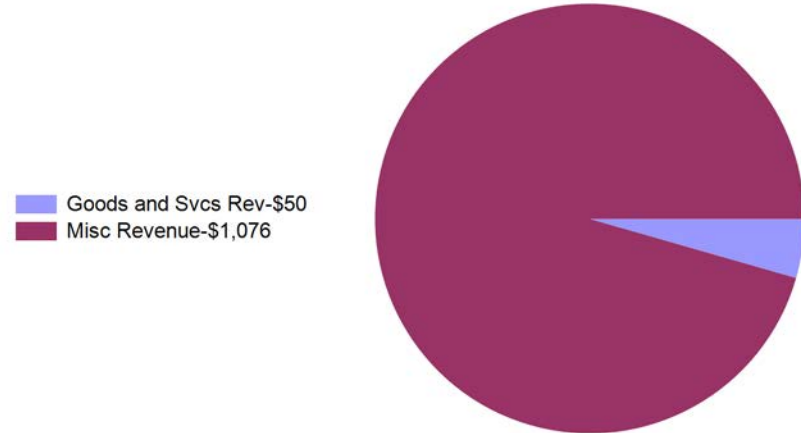
Cash	\$ 53,624
Investments	45,817
	<b>\$ 99,441</b>

**City of Casper, Wyoming**  
**Parking Lots Summary of Revenues and Expenditures**  
**For Fiscal Year 2024 as of January 31, 2024**  
**58.33 % OF THE FISCAL YEAR HAS ELAPSED**

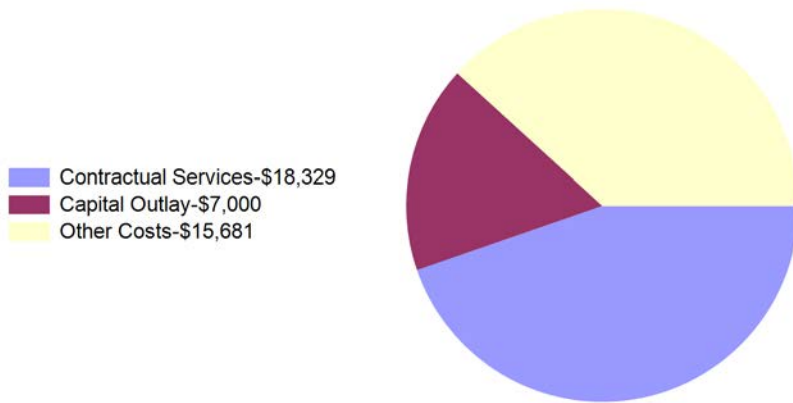
Year To Date Revenues  
\$7,804



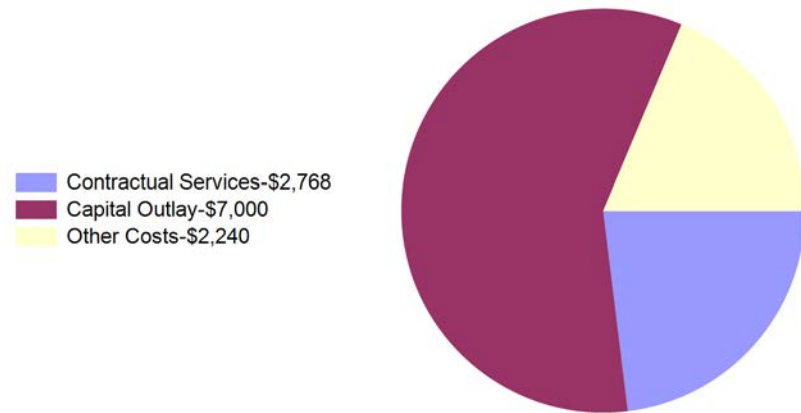
Month To Date Revenues  
\$1,126



Year To Date Expenditures  
\$41,010



Month To Date Expenditures  
\$12,008



**City of Casper, Wyoming**  
**Special Revenue Funds Consolidated Balance Sheet**  
For Fiscal Year 2024 as of January 31, 2024  
**58.33 % OF THE FISCAL YEAR HAS ELAPSED**

	<u>Weed &amp; Pest Fund</u>	<u>CDBG Program Fund</u>	<u>Special Fire Assistance Fund</u>	<u>Revolving Land Fund</u>	<u>Police Grants Fund</u>	<u>Public Transit Fund</u>	<u>Metropolitan Planning</u>
<b>ASSETS</b>							
<b>Current Assets</b>							
Cash	457,228		32,778	251,617	(30,562)	(407,407)	245,260
Investments	724,588			583,248			
Market Adjustments	-			-			
Grants Receivable			-		38,552	494,293	75,423
Accounts Receivable	-		-	-	-	65	-
Prepaid Expenses							38,660
<b>Total Current Assets</b>	<b>1,181,816</b>		<b>32,778</b>	<b>834,864</b>	<b>7,991</b>	<b>86,951</b>	<b>359,342</b>
<b>Total Assets</b>	<b>1,181,816</b>		<b>32,778</b>	<b>834,864</b>	<b>7,991</b>	<b>86,951</b>	<b>359,342</b>
<b>LIABILITIES</b>							
<b>Current Liabilities</b>							
Accounts Payable	61,487		-	66	7,278	88,384	25,071
Accrued Wages and Benefits Payable	90				-	(1,437)	-
Deferred Revenue			11,550				
<b>Total Current Liabilities</b>	<b>61,576</b>		<b>11,550</b>	<b>66</b>	<b>7,278</b>	<b>86,947</b>	<b>25,071</b>
<b>Total Liabilities</b>	<b>61,576</b>		<b>11,550</b>	<b>66</b>	<b>7,278</b>	<b>86,947</b>	<b>25,071</b>
<b>NET POSITION</b>							
Unrestricted	1,120,240	-	21,228	834,798	713	3	334,272
<b>Total Net Position</b>	<b>1,120,240</b>	<b>-</b>	<b>21,228</b>	<b>834,798</b>	<b>713</b>	<b>3</b>	<b>334,272</b>

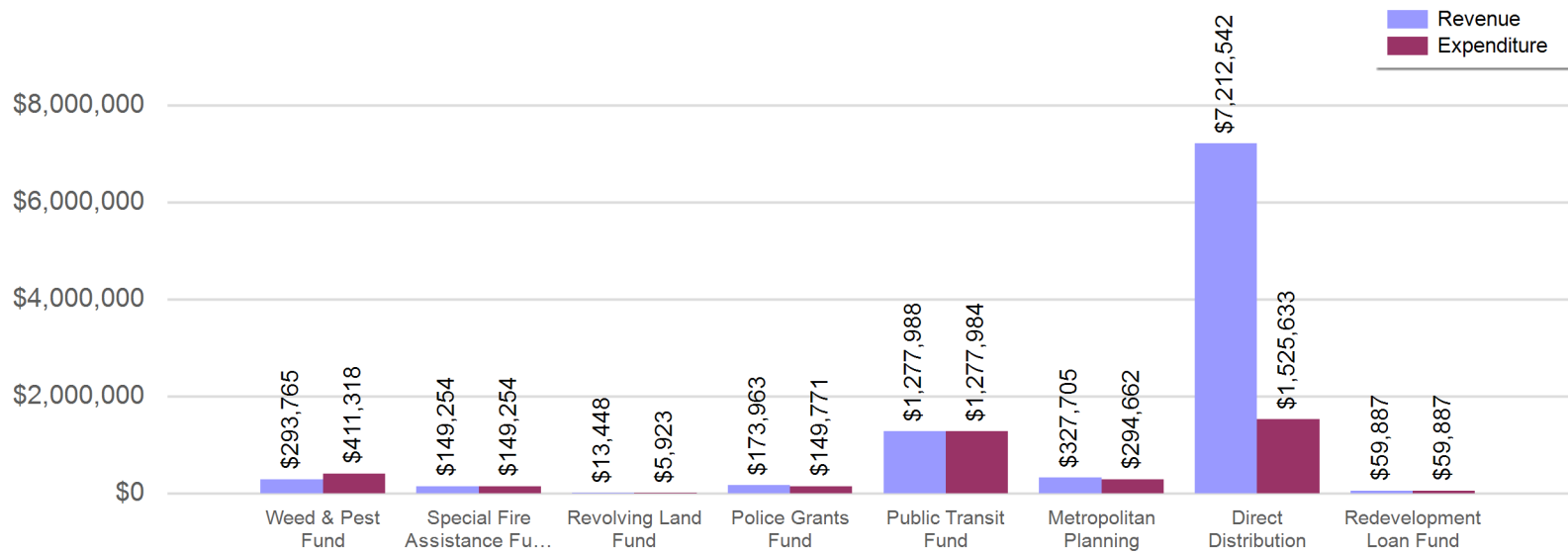
**City of Casper, Wyoming**  
**Special Revenue Funds Consolidated Balance Sheet**  
For Fiscal Year 2024 as of January 31, 2024  
**58.33 % OF THE FISCAL YEAR HAS ELAPSED**

	<u>Direct Distribution</u>	<u>Redevelopment Loan Fund</u>
<b>ASSETS</b>		
Current Assets		
Cash	330,415	100,937
Investments	5,386,036	
Interest Receivable		2,687
Loans Receivable		109,000
Total Current Assets	<u>5,716,452</u>	<u>212,624</u>
Total Assets	<u>5,716,452</u>	<u>212,624</u>
<b>LIABILITIES</b>		
Current Liabilities		
Accounts Payable	29,543	-
Interest Payable		2,687
Total Current Liabilities	<u>29,543</u>	<u>2,687</u>
Total Liabilities	<u>29,543</u>	<u>2,687</u>
<b>NET POSITION</b>		
Unrestricted	5,686,909	209,937
Total Net Position	<u>5,686,909</u>	<u>209,937</u>

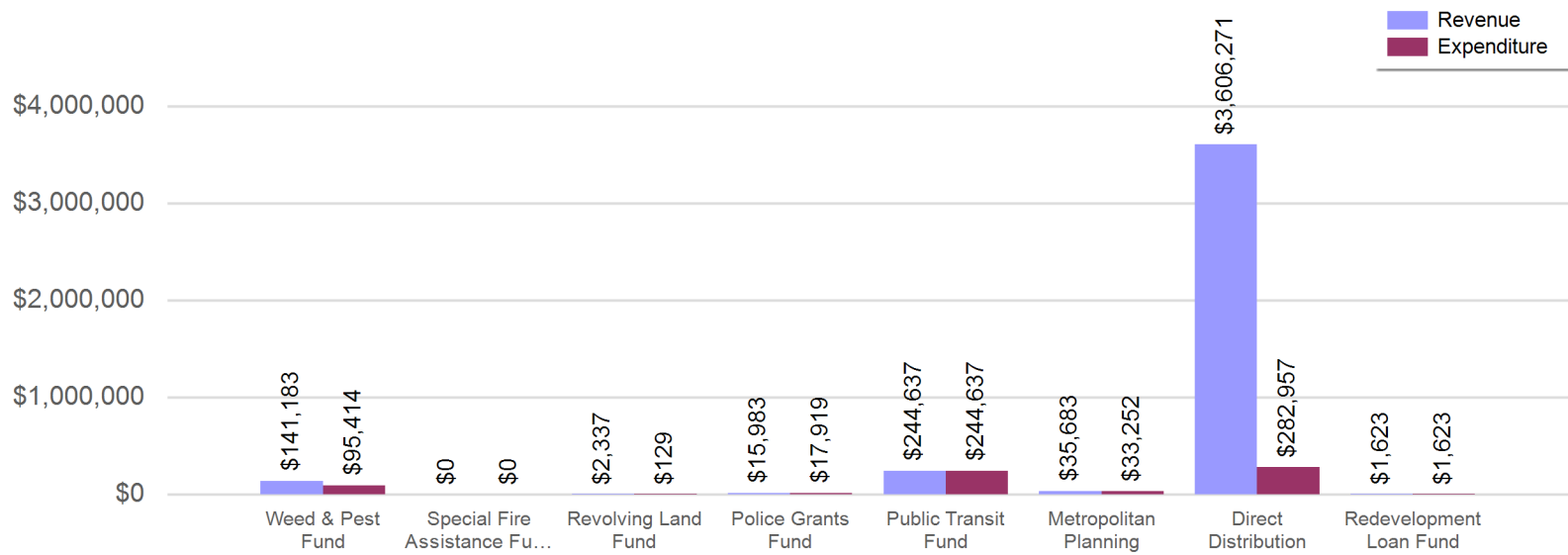


**City of Casper, Wyoming**  
**Special Revenue Funds Revenue and Expenditure Comparison**  
 For Fiscal Year 2024 as of January 31, 2024  
 58.33 % OF THE FISCAL YEAR HAS ELAPSED

**Special Revenue Funds YTD Revenue and Expenditure Comparison**



**Special Revenue Funds MTD Revenue and Expenditure Comparison**



**City of Casper, Wyoming**  
**Weed & Pest Fund Statement of Revenues and Expenditures**  
For Fiscal Year 2024 as of January 31, 2024  
**58.33 % OF THE FISCAL YEAR HAS ELAPSED**

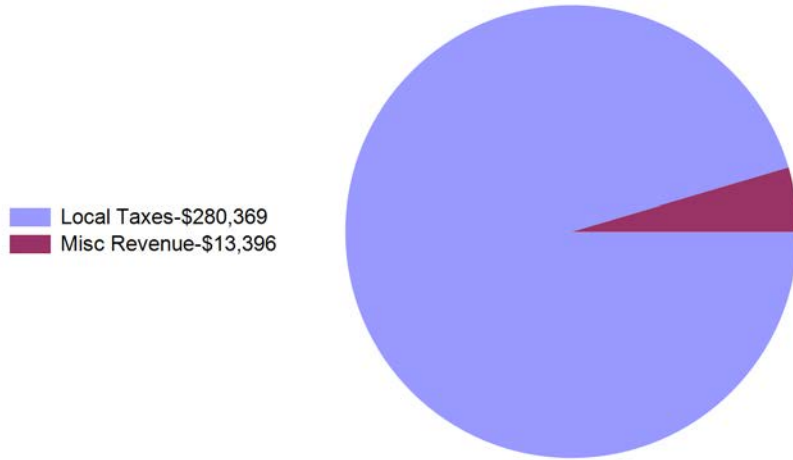
	Revised Budget	Current Year To Date	Current Year % of Budget
<b>Revenues:</b>			
Local Taxes	\$ 912,000	\$ 280,369	30.74%
Misc Revenue	16,331	13,396	82.02%
<b>Total Revenues</b>	<b>\$ 928,331</b>	<b>\$ 293,765</b>	<b>31.64%</b>
	Revised Budget	Current Year To Date	Current Year % of Budget
<b>Expenditures:</b>			
Personnel Services	\$ 332,317	\$ 201,155	60.53%
Materials & Supplies	97,000	58,144	59.94%
Contractual Services	157,185	51,337	32.66%
Capital Outlay	342,508	87,308	25.49%
Other Costs	9,875	8,262	83.67%
Utility Expense	4,000	5,112	127.79%
<b>Total Expenditures</b>	<b>\$ 942,885</b>	<b>\$ 411,318</b>	<b>43.62%</b>
<b>Net Revenue (Shortfall)</b>	<b>\$ (14,554)</b>	<b>\$ (117,553)</b>	<b>-11.98%</b>

**Weed & Pest Fund Summary of Cash and Investments**

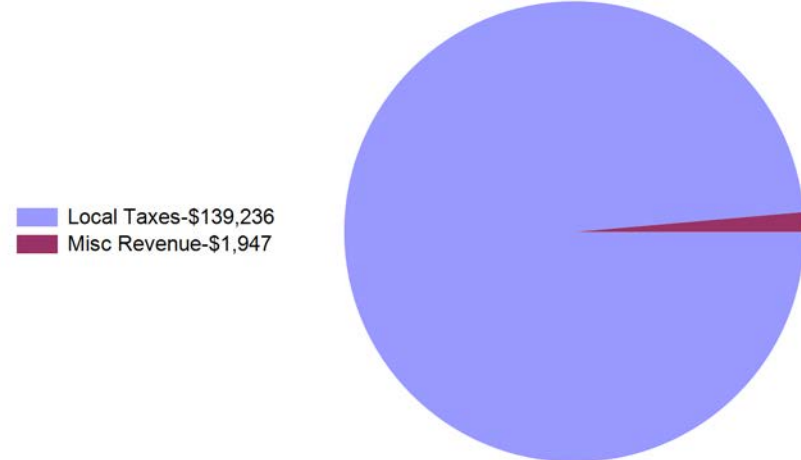
Cash	\$ 457,228
Investments	724,588
	<b>\$ 1,181,816</b>

**City of Casper, Wyoming**  
**Weed & Pest Fund Summary of Revenues and Expenditures**  
 For Fiscal Year 2024 as of January 31, 2024  
 58.33 % OF THE FISCAL YEAR HAS ELAPSED

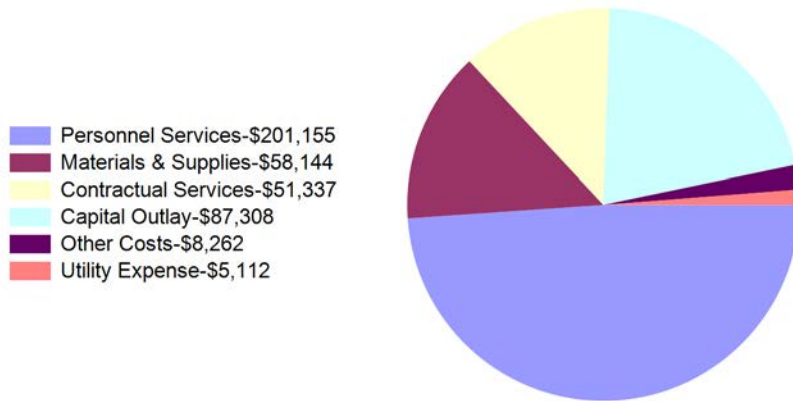
Year To Date Revenues  
\$293,765



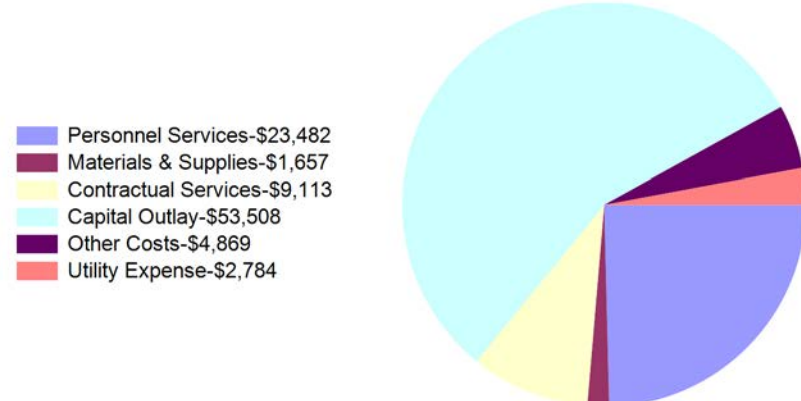
Month To Date Revenues  
\$141,183



Year To Date Expenditures  
\$411,318



Month To Date Expenditures  
\$95,414



**City of Casper, Wyoming**  
**CDBG Fund Statement of Revenues and Expenditures**  
For Fiscal Year 2024 as of January 31, 2024  
58.33 % OF THE FISCAL YEAR HAS ELAPSED

**Revenues:**

**Total Revenues**

**Expenditures:**

**Total Expenditures**

**Net Revenue (Shortfall)**

\$

\$

**CDBG Fund Summary of Cash and Investments**

Investments

-
<u>-</u>
\$ <u>-</u>



**City of Casper, Wyoming**  
**Revolving Land Fund Statement of Revenues and Expenditures**  
**For Fiscal Year 2024 as of January 31, 2024**  
**58.33 % OF THE FISCAL YEAR HAS ELAPSED**

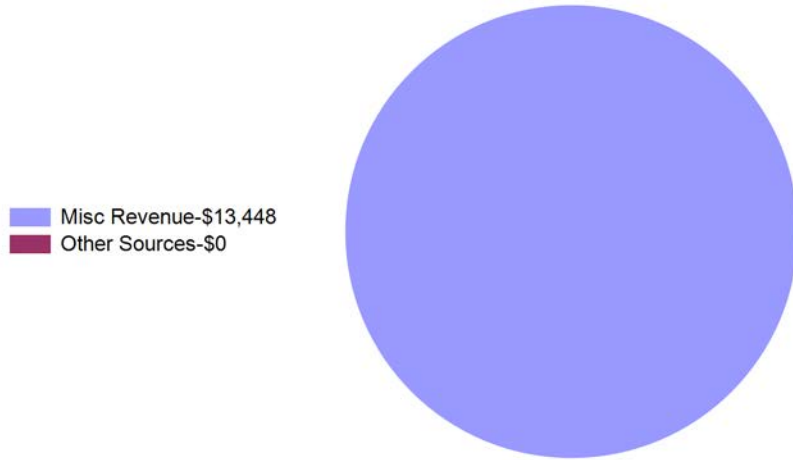
	<b>Revised Budget</b>	<b>Current Year To Date</b>	<b>Current Year % of Budget</b>
<b>Revenues:</b>			
Misc Revenue	\$ 20,777	\$ 13,448	64.72%
Other Sources	13,207	-	0.00%
<b>Total Revenues</b>	<b>\$ 33,984</b>	<b>\$ 13,448</b>	<b>39.57%</b>
	<b>Revised Budget</b>	<b>Current Year To Date</b>	<b>Current Year % of Budget</b>
<b>Expenditures:</b>			
Contractual Services	\$ 59,056	\$ 5,923	10.03%
<b>Total Expenditures</b>	<b>\$ 59,056</b>	<b>\$ 5,923</b>	<b>10.03%</b>
<b>Net Revenue (Shortfall)</b>	<b>\$ (25,072)</b>	<b>\$ 7,524</b>	<b>29.54%</b>

**Revolving Land Fund Summary of Cash and Investments**

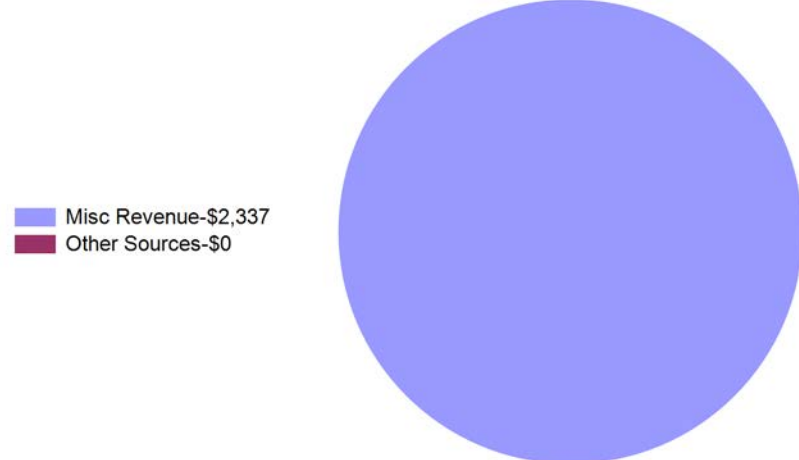
Cash	\$ 251,617
Investments	583,248
	<b>\$ 834,864</b>

**City of Casper, Wyoming**  
**Revolving Land Fund Summary of Revenues and Expenditures**  
**For Fiscal Year 2024 as of January 31, 2024**  
**58.33 % OF THE FISCAL YEAR HAS ELAPSED**

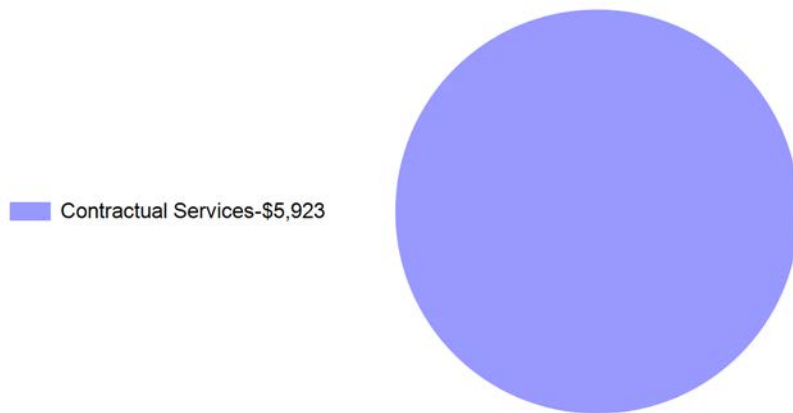
Year To Date Revenues  
\$13,448



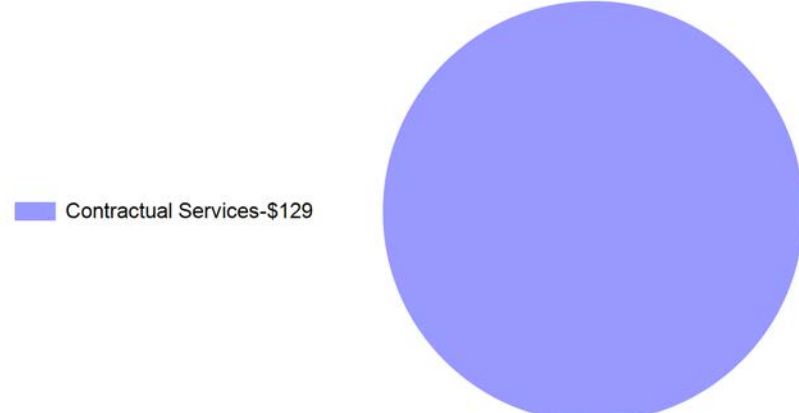
Month To Date Revenues  
\$2,337



Year To Date Expenditures  
\$5,923



Month To Date Expenditures  
\$129



**City of Casper, Wyoming**  
**Police Grants Fund Statement of Revenues and Expenditures**  
For Fiscal Year 2024 as of January 31, 2024  
**58.33 % OF THE FISCAL YEAR HAS ELAPSED**

	<u>Revised Budget</u>	<u>Current Year To Date</u>	<u>Current Year % of Budget</u>
<b>Revenues:</b>			
Intergovernmental	\$ 349,041	\$ 144,288	41.34%
Other Sources	25,352	29,675	117.05%
<b>Total Revenues</b>	<b>\$ 374,393</b>	<b>\$ 173,963</b>	<b>46.47%</b>

	<u>Revised Budget</u>	<u>Current Year To Date</u>	<u>Current Year % of Budget</u>
<b>Expenditures:</b>			
Personnel Services	\$ 162,645	\$ 102,059	62.75%
Materials & Supplies	54,780	34,370	62.74%
Contractual Services	134,564	13,343	9.92%
Capital Outlay	16,004	-	0.00%
Other Costs	6,400	-	0.00%
<b>Total Expenditures</b>	<b>\$ 374,393</b>	<b>\$ 149,771</b>	<b>40.00%</b>
<b>Net Revenue (Shortfall)</b>	<b>\$ -</b>	<b>\$ 24,192</b>	<b>6.46%</b>

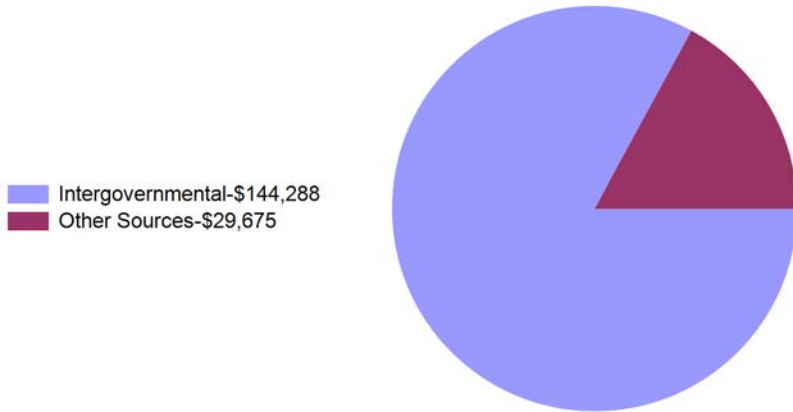
**Police Grants Fund Summary of Cash and Investments**

Cash	\$ (30,562)
Investments	-
	<u>\$ (30,562)</u>

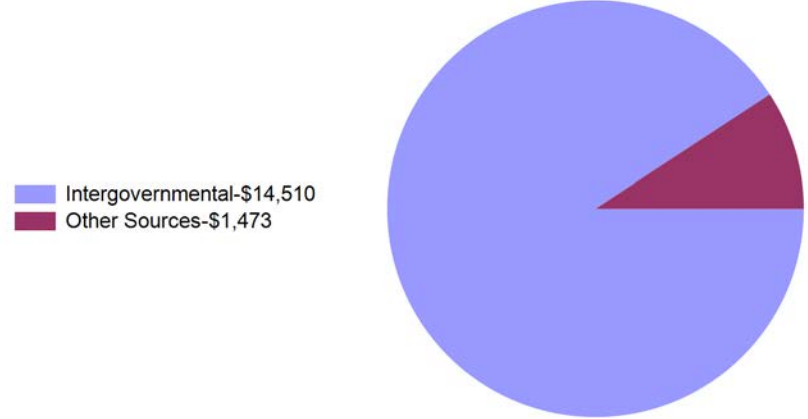


**City of Casper, Wyoming**  
**Police Grants Fund Summary of Revenues and Expenditures**  
 For Fiscal Year 2024 as of January 31, 2024  
 58.33 % OF THE FISCAL YEAR HAS ELAPSED

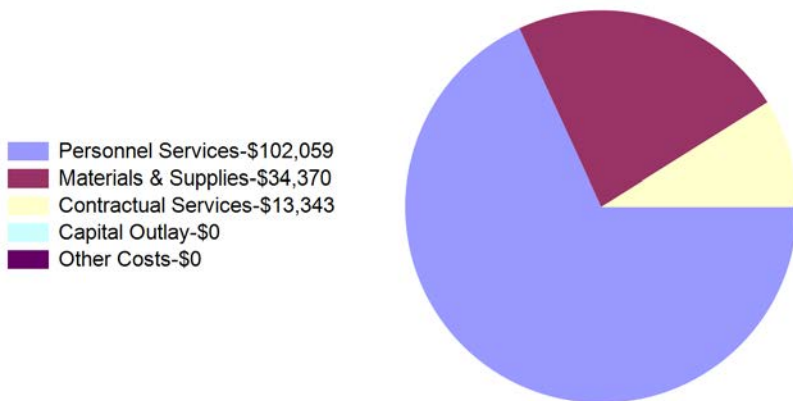
Year To Date Revenues  
\$173,963



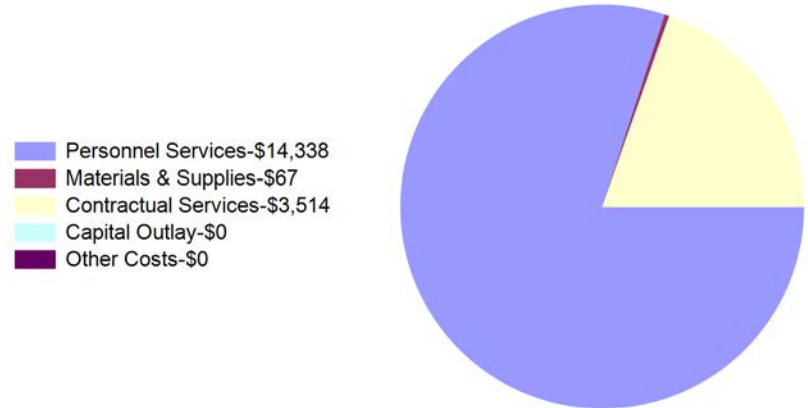
Month To Date Revenues  
\$15,983



Year To Date Expenditures  
\$149,771



Month To Date Expenditures  
\$17,919



**City of Casper, Wyoming**  
**Public Transit Fund Statement of Revenues and Expenditures**  
For Fiscal Year 2024 as of January 31, 2024  
**58.33 % OF THE FISCAL YEAR HAS ELAPSED**

	<u>Revised Budget</u>	<u>Current Year To Date</u>	<u>Current Year % of Budget</u>
<b>Revenues:</b>			
Intergovernmental	\$ 2,497,310	\$ 916,503	36.70%
Goods and Svcs Rev	90,000	51,110	56.79%
Misc Revenue	130,264	266	0.20%
Other Sources	430,916	310,109	71.97%
<b>Total Revenues</b>	<b>\$ 3,148,490</b>	<b>\$ 1,277,988</b>	<b>40.59%</b>

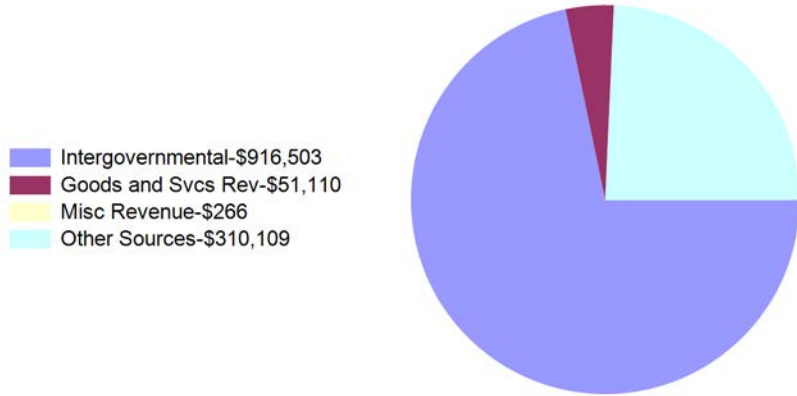
	<u>Revised Budget</u>	<u>Current Year To Date</u>	<u>Current Year % of Budget</u>
<b>Expenditures:</b>			
Personnel Services	\$ 1,726,282	\$ 930,882	53.92%
Materials & Supplies	257,830	98,943	38.38%
Contractual Services	290,164	202,506	69.79%
Capital Outlay	719,467	34,851	4.84%
Other Costs	135,148	6,758	5.00%
Utility Expense	19,600	4,045	20.64%
<b>Total Expenditures</b>	<b>\$ 3,148,491</b>	<b>\$ 1,277,984</b>	<b>40.59%</b>
<b>Net Revenue (Shortfall)</b>	<b>\$ (1)</b>	<b>\$ 3</b>	<b>0.00%</b>

**Public Transit Fund Summary of Cash and Investments**

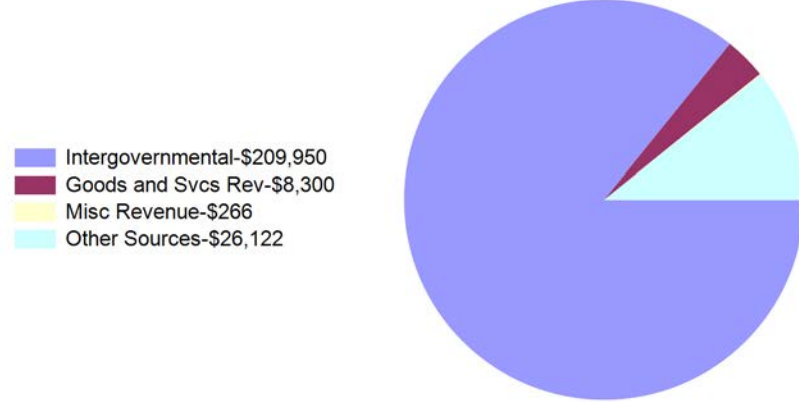
Cash	\$ (407,407)
Investments	-
	<u>\$ (407,407)</u>

**City of Casper, Wyoming**  
**Public Transit Fund Summary of Revenues and Expenditures**  
**For Fiscal Year 2024 as of January 31, 2024**  
**58.33 % OF THE FISCAL YEAR HAS ELAPSED**

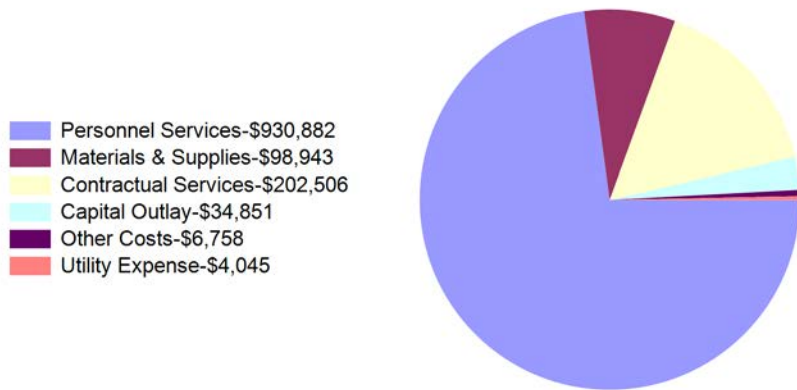
Year To Date Revenues  
\$1,277,988



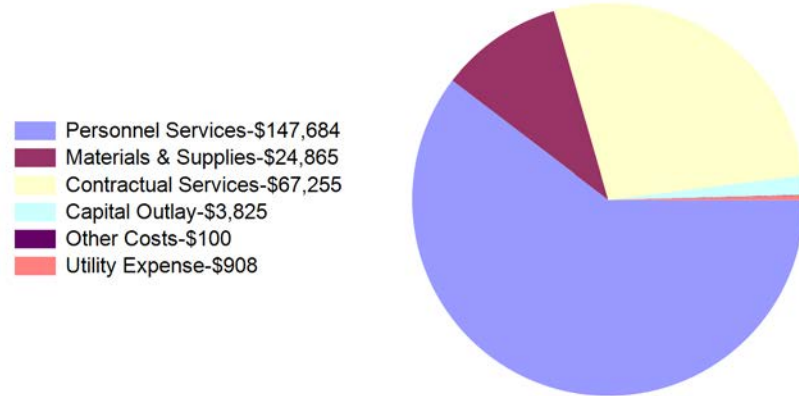
Month To Date Revenues  
\$244,637



Year To Date Expenditures  
\$1,277,984



Month To Date Expenditures  
\$244,637



**City of Casper, Wyoming**  
**Metropolitan Planning Fund Statement of Revenues and Expenditures**  
For Fiscal Year 2024 as of January 31, 2024  
**58.33 % OF THE FISCAL YEAR HAS ELAPSED**

	<u>Revised Budget</u>	<u>Current Year To Date</u>	<u>Current Year % of Budget</u>
<b>Revenues:</b>			
Intergovernmental	\$ 1,211,269	\$ 259,455	21.42%
Misc Revenue	27,976	24,433	87.34%
Other Sources	67,111	43,817	65.29%
<b>Total Revenues</b>	<b>\$ 1,306,356</b>	<b>\$ 327,705</b>	<b>25.09%</b>

	<u>Revised Budget</u>	<u>Current Year To Date</u>	<u>Current Year % of Budget</u>
<b>Expenditures:</b>			
Personnel Services	\$ 343,822	\$ 171,460	49.87%
Materials & Supplies	5,000	230	4.60%
Contractual Services	737,612	46,379	6.29%
Capital Outlay	237,133	72,201	30.45%
Other Costs	15,000	4,391	29.27%
<b>Total Expenditures</b>	<b>\$ 1,338,567</b>	<b>\$ 294,662</b>	<b>22.01%</b>
<b>Net Revenue (Shortfall)</b>	<b>\$ (32,211)</b>	<b>\$ 33,043</b>	<b>3.07%</b>

**Metropolitan Planning Fund Summary of Cash and Investments**

Cash	\$ 245,260
Investments	-
	<u>\$ 245,260</u>

**City of Casper, Wyoming**  
**Metropolitan Planning Fund Summary of Revenues and Expenditures**  
 For Fiscal Year 2024 as of January 31, 2024  
 58.33 % OF THE FISCAL YEAR HAS ELAPSED

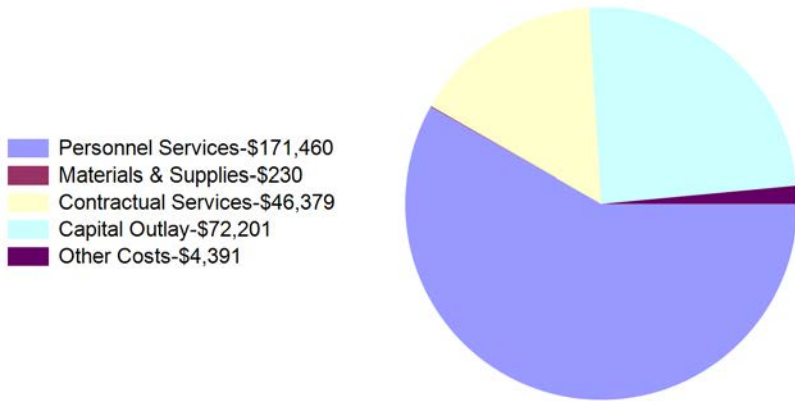
Year To Date Revenues  
\$327,705



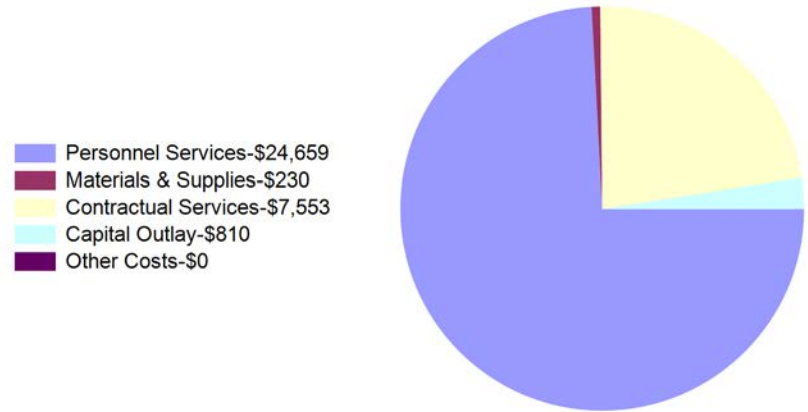
Month To Date Revenues  
\$35,683



Year To Date Expenditures  
\$294,662



Month To Date Expenditures  
\$33,252



**City of Casper, Wyoming**  
**Redevelopment Loan Fund Statement of Revenues and Expenditures**  
**For Fiscal Year 2024 as of January 31, 2024**  
**58.33 % OF THE FISCAL YEAR HAS ELAPSED**

	<b>Revised Budget</b>	<b>Current Year To Date</b>	<b>Current Year % of Budget</b>
<b>Revenues:</b>			
Other Sources	\$ 59,888	\$ 59,887	100.00%
<b>Total Revenues</b>	<b>\$ 59,888</b>	<b>\$ 59,887</b>	<b>100.00%</b>

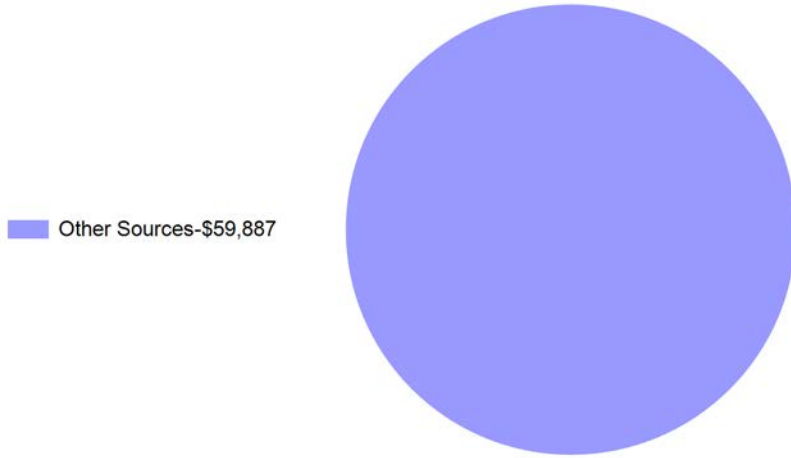
	<b>Revised Budget</b>	<b>Current Year To Date</b>	<b>Current Year % of Budget</b>
<b>Expenditures:</b>			
Debt Service	\$ 59,888	\$ 59,887	100.00%
<b>Total Expenditures</b>	<b>\$ 59,888</b>	<b>\$ 59,887</b>	<b>100.00%</b>
<b>Net Revenue (Shortfall)</b>	<b>\$ -</b>	<b>\$ -</b>	

**Redevelopment Loan Fund Summary of Cash and Investments**

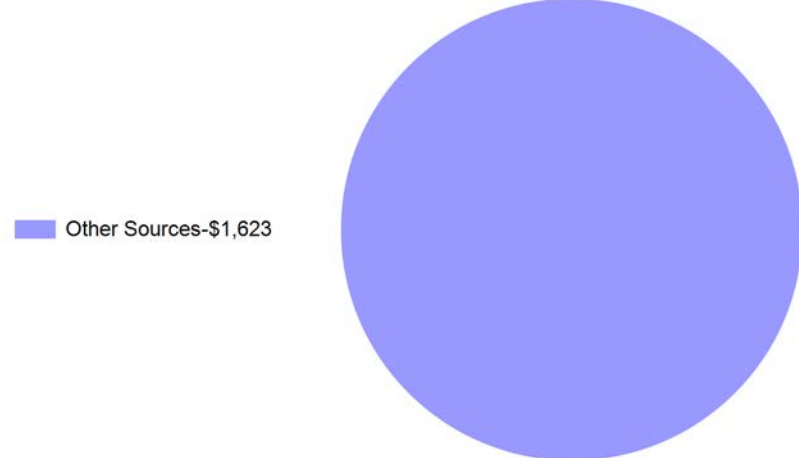
Cash	\$ 100,937
Investments	-
	<b>\$ 100,937</b>

**City of Casper, Wyoming**  
**Redevelopment Loan Fund Summary of Revenues and Expenditures**  
For Fiscal Year 2024 as of January 31, 2024  
58.33 % OF THE FISCAL YEAR HAS ELAPSED

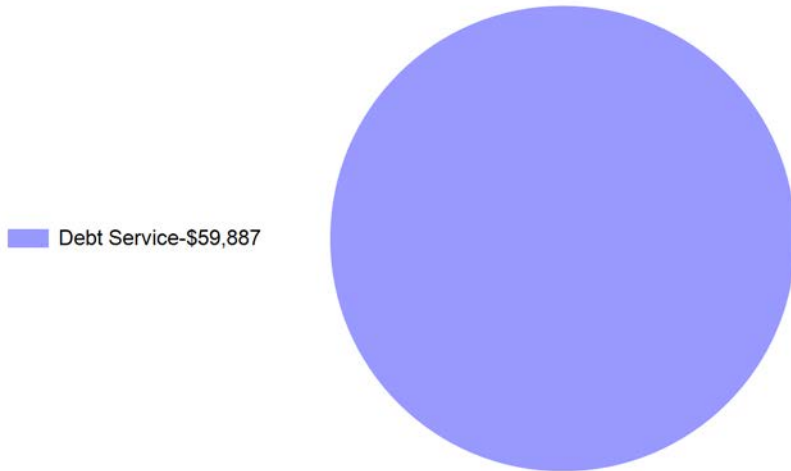
Year To Date Revenues  
\$59,887



Month To Date Revenues  
\$1,623



Year To Date Expenditures  
\$59,887



Month To Date Expenditures  
\$1,623



**City of Casper, Wyoming**  
**Direct Distribution Fund Statement of Revenues and Expenditures**  
For Fiscal Year 2024 as of January 31, 2024  
**58.33 % OF THE FISCAL YEAR HAS ELAPSED**

	<u>Revised Budget</u>	<u>Current Year To Date</u>	<u>Current Year % of Budget</u>
<b>Revenues:</b>			
Intergovernmental	\$ 7,212,537	\$ 7,212,542	100.00%
<b>Total Revenues</b>	<b>\$ 7,212,537</b>	<b>\$ 7,212,542</b>	<b>100.00%</b>

	<u>Revised Budget</u>	<u>Current Year To Date</u>	<u>Current Year % of Budget</u>
<b>Expenditures:</b>			
Materials & Supplies	\$ 471,037	\$ 226,668	48.12%
Contractual Services	168,450	156,418	92.86%
Transfers Out	1,653,250	817,180	49.43%
Other Costs	750,000	325,367	43.38%
<b>Total Expenditures</b>	<b>\$ 3,042,737</b>	<b>\$ 1,525,633</b>	<b>50.14%</b>
<b>Net Revenue (Shortfall)</b>	<b>\$ 4,169,800</b>	<b>\$ 5,686,909</b>	<b>49.86%</b>

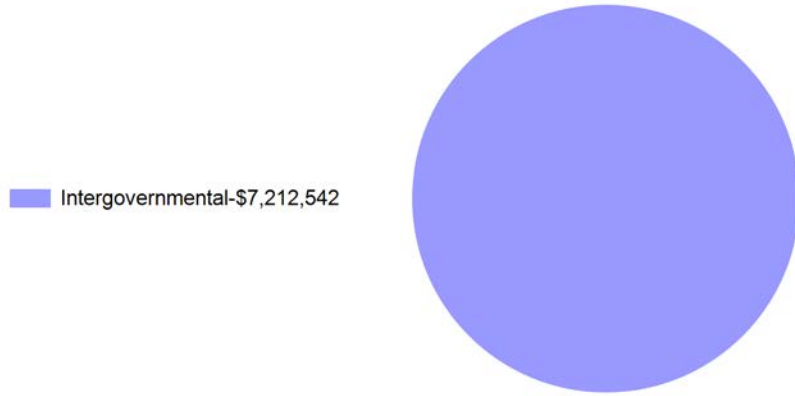
**Direct Distribution Fund Summary of Cash and Investments**

Cash	\$ 330,415
Investments	5,386,036
	<u>\$ 5,716,452</u>

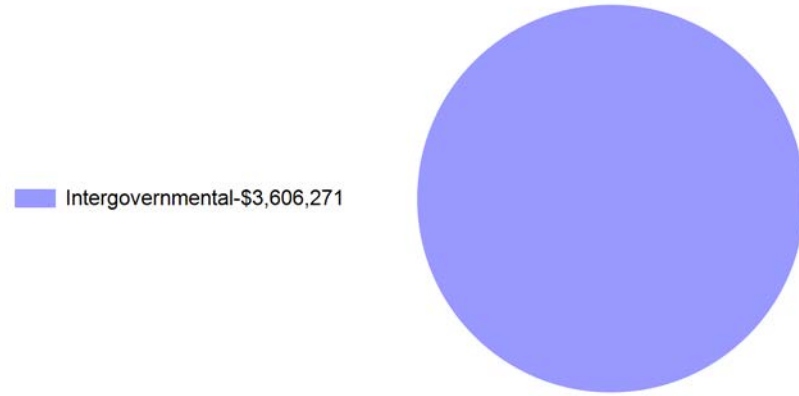


**City of Casper, Wyoming**  
**Direct Distribution Fund Summary of Revenues and Expenditures**  
 For Fiscal Year 2024 as of January 31, 2024  
 58.33 % OF THE FISCAL YEAR HAS ELAPSED

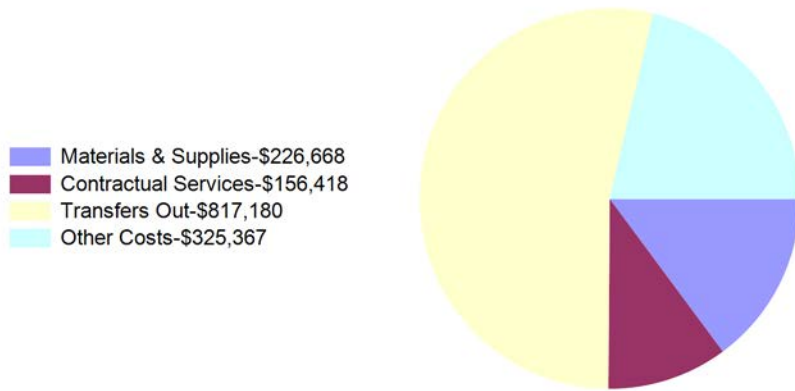
Year To Date Revenues  
\$7,212,542



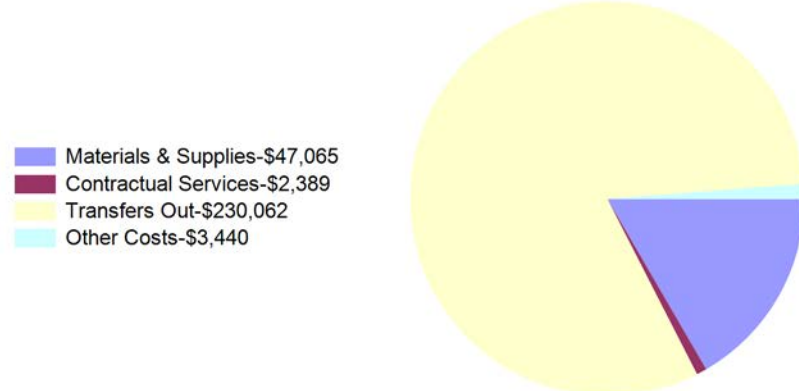
Month To Date Revenues  
\$3,606,271



Year To Date Expenditures  
\$1,525,633



Month To Date Expenditures  
\$282,957



**City of Casper, Wyoming**  
**Debt Service Funds Balance Sheet**  
**For Fiscal Year 2024 as of January 31, 2024**  
**58.33 % OF THE FISCAL YEAR HAS ELAPSED**

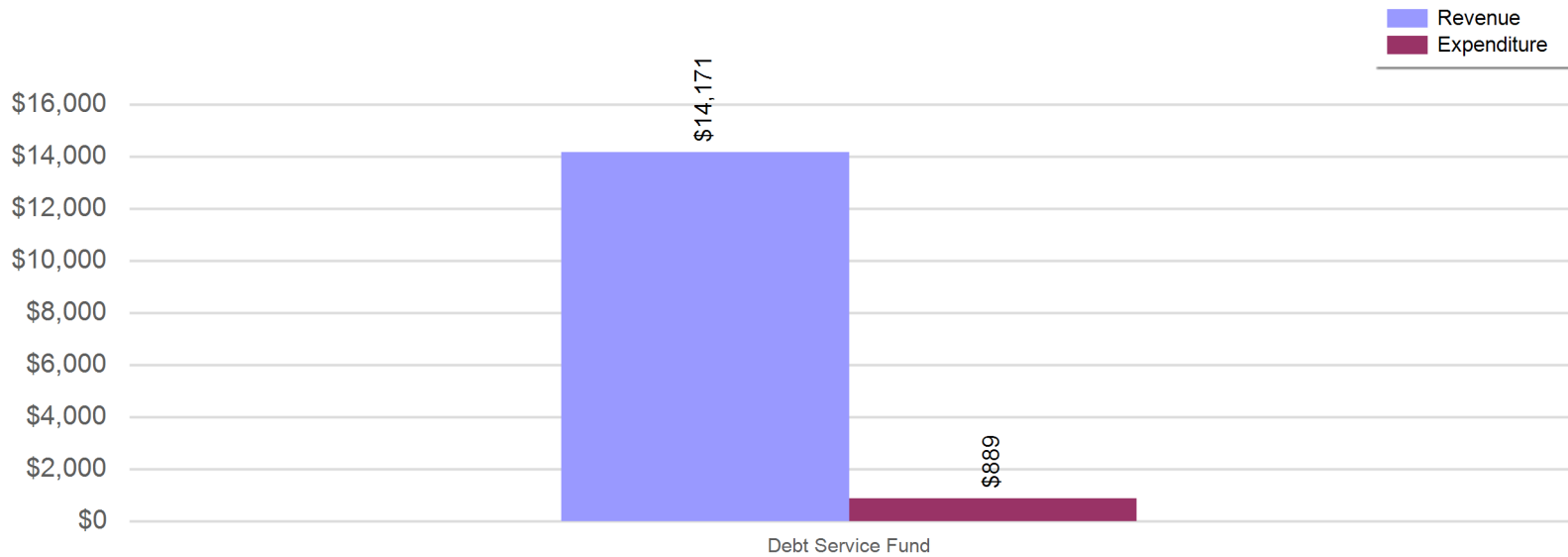
	<u>Debt Service Fund</u>
<b>ASSETS</b>	
Current Assets	
Cash	333,811
Investments	5,249,767
Market Adjustments	-
Interest Receivable	9,657
Loans Receivable	55,611
Accounts Receivable	(20,527)
<b>Total Current Assets</b>	<u><b>5,628,318</b></u>
<b>Total Assets</b>	<u><b>5,628,318</b></u>
<b>LIABILITIES</b>	
Current Liabilities	
Accounts Payable	446
Deferred Revenue	63,991
<b>Total Current Liabilities</b>	<u><b>64,437</b></u>
<b>Total Liabilities</b>	<u><b>64,437</b></u>
<b>NET POSITION</b>	
Unrestricted	5,563,881
<b>Total Net Position</b>	<u><b>5,563,881</b></u>

City of Casper, Wyoming  
Debt Service Funds Revenue and Expenditure Comparison  
For Fiscal Year 2024 as of January 31, 2024  
58.33 % OF THE FISCAL YEAR HAS ELAPSED

Debt Service Funds YTD Revenue and Expenditure Comparison



Debt Service Funds MTD Revenue and Expenditure Comparison



**City of Casper, Wyoming**  
**Local Assessment District Fund Statement of Revenues and Expenditures**  
For Fiscal Year 2024 as of January 31, 2024  
58.33 % OF THE FISCAL YEAR HAS ELAPSED

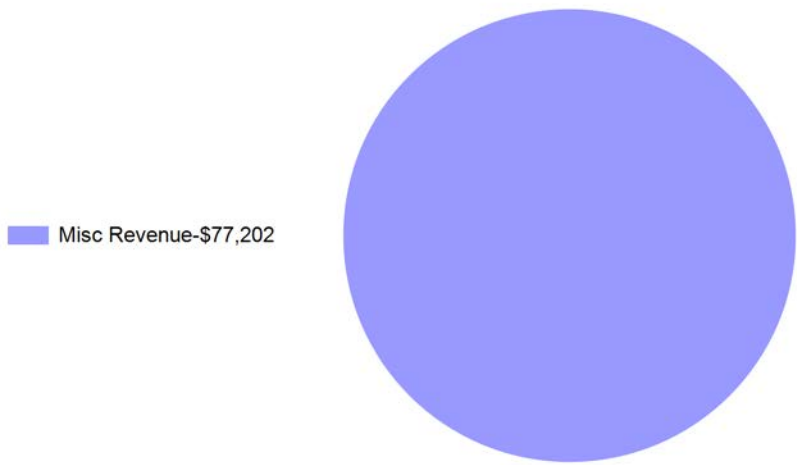
	Revised Budget	Current Year To Date	Current Year % of Budget
<b>Revenues:</b>			
Misc Revenue	\$ 71,781	\$ 77,202	107.55%
<b>Total Revenues</b>	<b>\$ 71,781</b>	<b>\$ 77,202</b>	<b>107.55%</b>
	Revised Budget	Current Year To Date	Current Year % of Budget
<b>Expenditures:</b>			
Contractual Services	\$ 3,614	\$ 2,838	78.52%
Debt Service	364,706	-	0.00%
<b>Total Expenditures</b>	<b>\$ 368,320</b>	<b>\$ 2,838</b>	<b>0.77%</b>
<b>Net Revenue (Shortfall)</b>	<b>\$ (296,539)</b>	<b>\$ 74,365</b>	<b>106.78%</b>

**Local Assessment District Fund Summary of Cash and Investments**

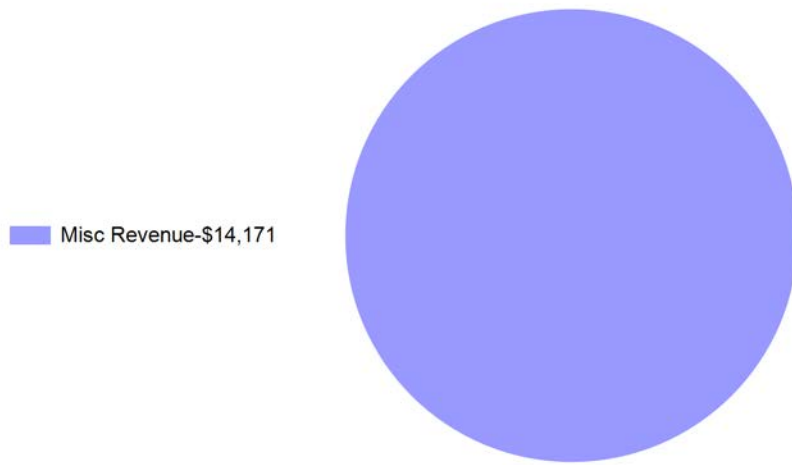
Cash	\$ 333,811
Investments	5,249,767
	<b>\$ 5,583,578</b>

**City of Casper, Wyoming**  
**Local Assessment District Fund Summary of Revenues and Expenditures**  
For Fiscal Year 2024 as of January 31, 2024  
58.33 % OF THE FISCAL YEAR HAS ELAPSED

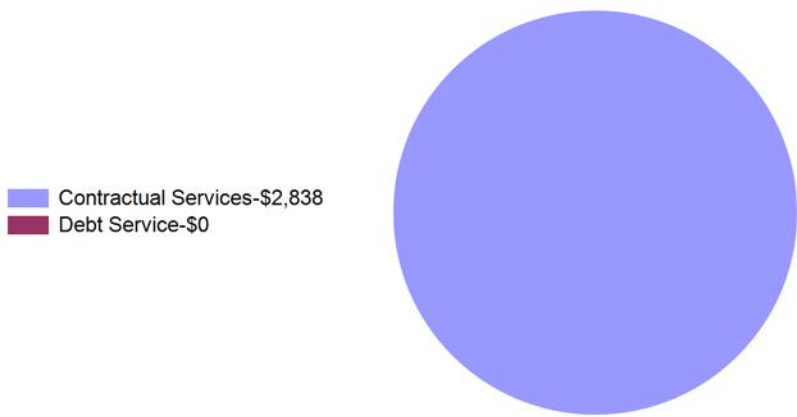
Year To Date Revenues  
\$77,202



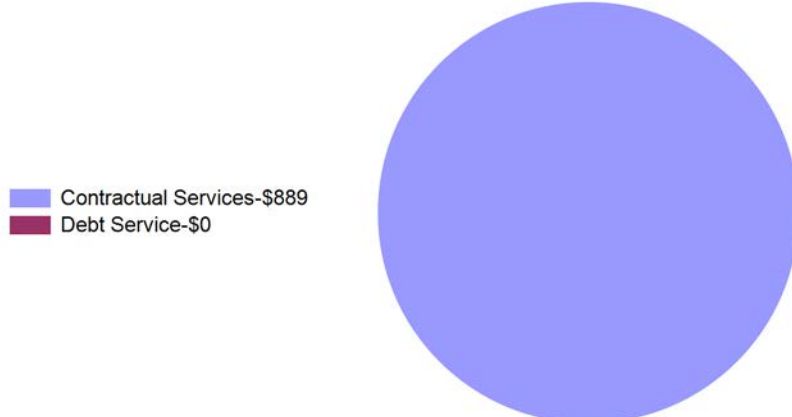
Month To Date Revenues  
\$14,171



Year To Date Expenditures  
\$2,838



Month To Date Expenditures  
\$889

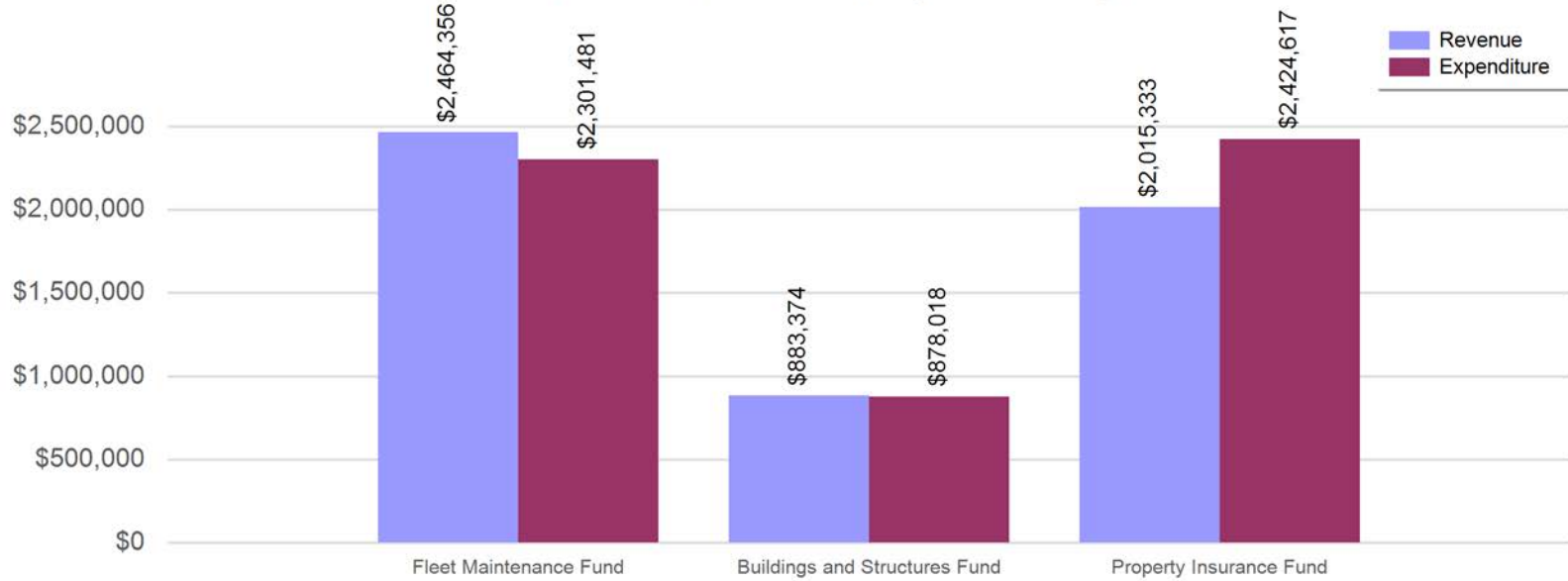


**City of Casper, Wyoming**  
**Internal Service Funds Consolidated Balance Sheet**  
**For Fiscal Year 2024 as of January 31, 2024**  
**58.33 % OF THE FISCAL YEAR HAS ELAPSED**

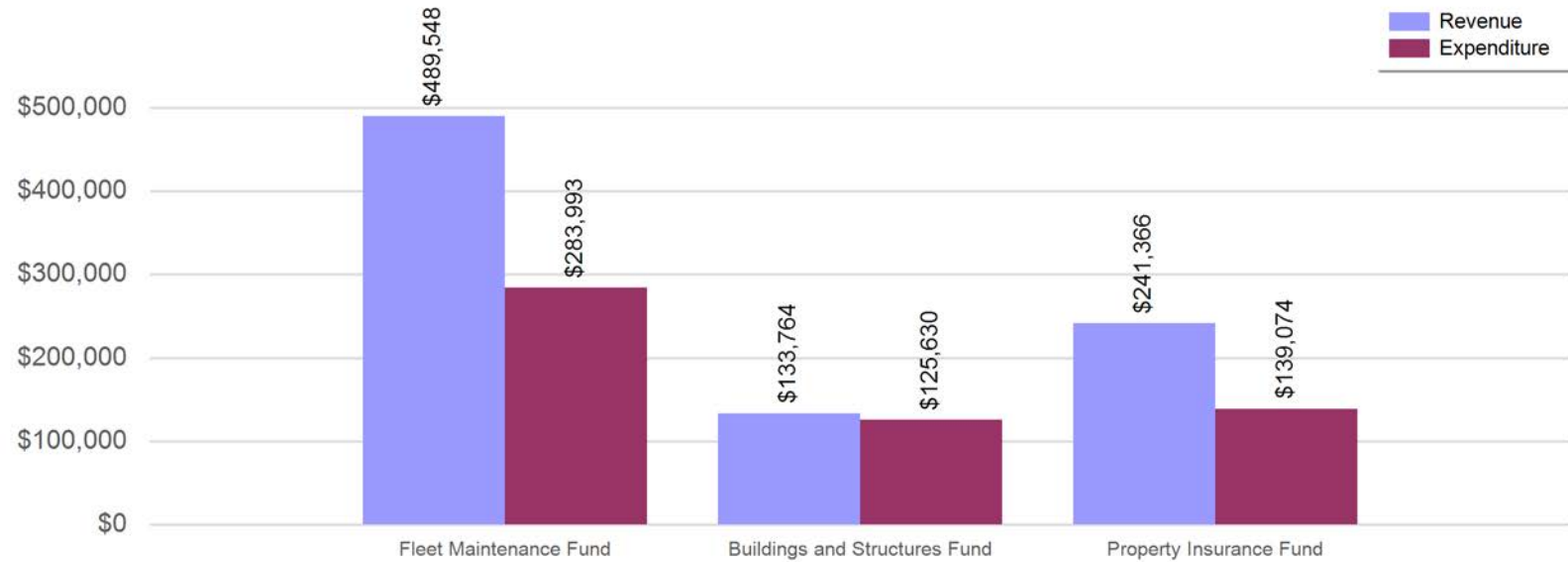
	Fleet Maintenance Fund	Buildings and Structures Fund	Property Insurance Fund
<b>ASSETS</b>			
<b>Current Assets</b>			
Cash	402,620	550,791	34,288
Inventory	(1,887)		
Accounts Receivable	52,564	2,136	27,038
<b>Total Current Assets</b>	<b>453,297</b>	<b>552,926</b>	<b>61,326</b>
<b>Capital Assets</b>			
Equipment	655,349	233,505	
Accumulated Depreciation	(583,847)	(179,029)	
<b>Total Capital Assets</b>	<b>71,502</b>	<b>54,475</b>	
<b>Total Assets</b>	<b>524,799</b>	<b>607,402</b>	<b>61,326</b>
<b>DEFERRED OUTFLOWS OF RESOURCES</b>			
<b>Total Deferred Outflows Of Resources</b>	<b>302,567</b>	<b>279,943</b>	<b>120,072</b>
<b>LIABILITIES</b>			
<b>Current Liabilities</b>			
Accounts Payable	121,718	40,926	88,834
Accrued Wages and Benefits Payable	-	(5)	(13)
<b>Total Current Liabilities</b>	<b>121,718</b>	<b>40,921</b>	<b>88,821</b>
<b>Non-Current Liabilities</b>			
Accrued Comp ABS	44,430	31,352	16,212
Net Pension Liability	789,998	713,272	335,323
Net OPEB Liability	35,672	33,546	13,487
<b>Total Non-Current Liabilities</b>	<b>870,100</b>	<b>778,170</b>	<b>365,022</b>
<b>Total Liabilities</b>	<b>991,817</b>	<b>819,091</b>	<b>453,844</b>
<b>DEFERRED INFLOWS OF RESOURCES</b>			
<b>Total Deferred Inflows Of Resources</b>	<b>19,134</b>	<b>17,806</b>	<b>7,467</b>
<b>NET POSITION</b>			
Net Investment in Capital Assets	71,502	54,475	
Unrestricted	(255,088)	(4,027)	(279,913)
<b>Total Net Position</b>	<b>(183,586)</b>	<b>50,448</b>	<b>(279,913)</b>

**City of Casper, Wyoming**  
**Internal Service Funds Revenue and Expenditure Comparison**  
 For Fiscal Year 2024 as of January 31, 2024  
 58.33 % OF THE FISCAL YEAR HAS ELAPSED

**Internal Service Funds YTD Revenue and Expenditure Comparison**



**Internal Service Funds MTD Revenue and Expenditure Comparison**



**City of Casper, Wyoming**  
**Fleet Maintenance Fund Statement of Revenues and Expenditures**  
For Fiscal Year 2024 as of January 31, 2024  
**58.33 % OF THE FISCAL YEAR HAS ELAPSED**

	<b>Revised Budget</b>	<b>Current Year To Date</b>	<b>Current Year % of Budget</b>
<b>Revenues:</b>			
Goods and Svcs Rev	\$ 2,888,818	\$ 1,862,964	64.49%
Misc Revenue	1,140,000	601,392	52.75%
<b>Total Revenues</b>	<b>\$ 4,028,818</b>	<b>\$ 2,464,356</b>	<b>61.17%</b>
	<b>Revised Budget</b>	<b>Current Year To Date</b>	<b>Current Year % of Budget</b>
<b>Expenditures:</b>			
Personnel Services	\$ 1,019,276	\$ 523,064	51.32%
Materials & Supplies	2,075,175	1,269,506	61.18%
Contractual Services	676,056	417,763	61.79%
Capital Outlay	95,000	-	0.00%
Other Costs	134,511	76,131	56.60%
Utility Expense	28,800	15,017	52.14%
<b>Total Expenditures</b>	<b>\$ 4,028,818</b>	<b>\$ 2,301,481</b>	<b>57.13%</b>
<b>Net Revenue (Shortfall)</b>	<b>\$ -</b>	<b>\$ 162,875</b>	<b>4.04%</b>

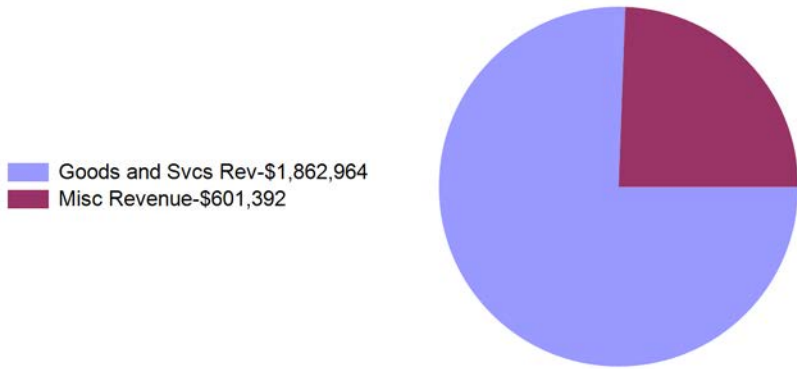
**Fleet Maintenance Fund Summary of Cash and Investments**

Cash	\$ 402,620
Investments	-
	<b>\$ 402,620</b>

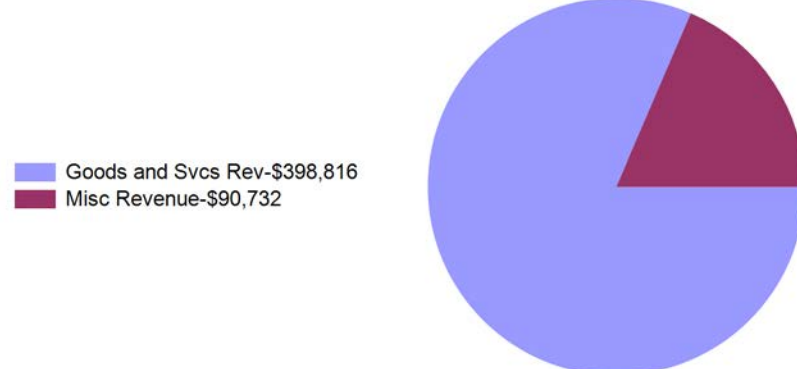


**City of Casper, Wyoming**  
**Fleet Maintenance Fund Summary of Revenues and Expenditures**  
 For Fiscal Year 2024 as of January 31, 2024  
 58.33 % OF THE FISCAL YEAR HAS ELAPSED

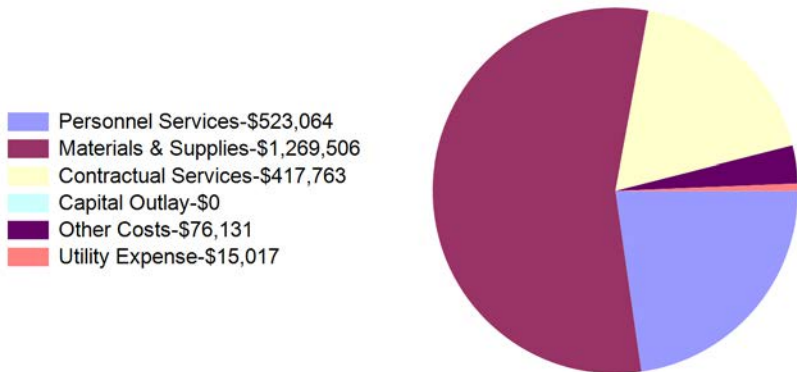
Year To Date Revenues  
\$2,464,356



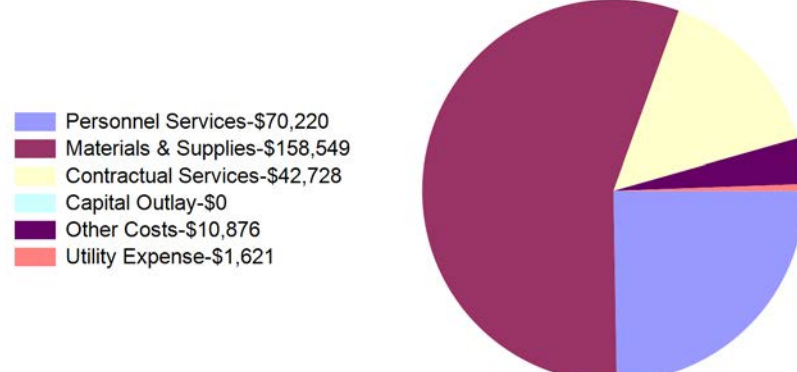
Month To Date Revenues  
\$489,548



Year To Date Expenditures  
\$2,301,481



Month To Date Expenditures  
\$283,993



**City of Casper, Wyoming**  
**Buildings & Structures Fund Statement of Revenues and Expenditures**  
For Fiscal Year 2024 as of January 31, 2024  
**58.33 % OF THE FISCAL YEAR HAS ELAPSED**

	<u>Revised Budget</u>	<u>Current Year To Date</u>	<u>Current Year % of Budget</u>
<b>Revenues:</b>			
Goods and Svcs Rev	\$ 1,561,390	\$ 875,800	56.09%
Misc Revenue	9,470	7,574	79.97%
Other Sources	10,210	-	0.00%
<b>Total Revenues</b>	<b>\$ 1,581,070</b>	<b>\$ 883,374</b>	<b>55.87%</b>

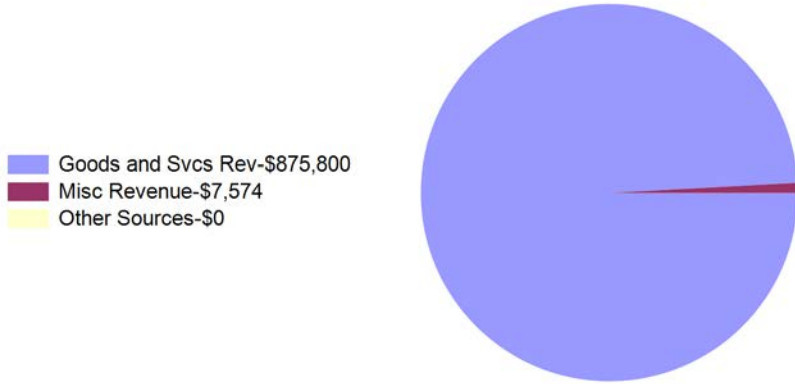
	<u>Revised Budget</u>	<u>Current Year To Date</u>	<u>Current Year % of Budget</u>
<b>Expenditures:</b>			
Personnel Services	\$ 1,052,825	\$ 581,344	55.22%
Materials & Supplies	356,409	190,822	53.54%
Contractual Services	136,581	90,715	66.42%
Transfers Out	7,025	-	0.00%
Other Costs	33,069	13,566	41.02%
Utility Expense	2,186	1,570	71.81%
<b>Total Expenditures</b>	<b>\$ 1,588,095</b>	<b>\$ 878,018</b>	<b>55.29%</b>
<b>Net Revenue (Shortfall)</b>	<b>\$ (7,025)</b>	<b>\$ 5,356</b>	<b>0.58%</b>

**Buildings & Structures Fund Summary of Cash and Investments**

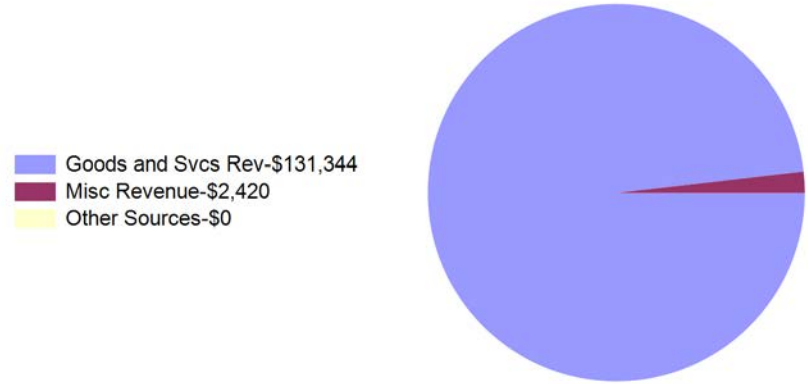
Cash	\$ 550,791
Investments	-
	<u>\$ 550,791</u>

**City of Casper, Wyoming**  
**Building & Structures Fund Summary of Revenues and Expenditures**  
 For Fiscal Year 2024 as of January 31, 2024  
 58.33 % OF THE FISCAL YEAR HAS ELAPSED

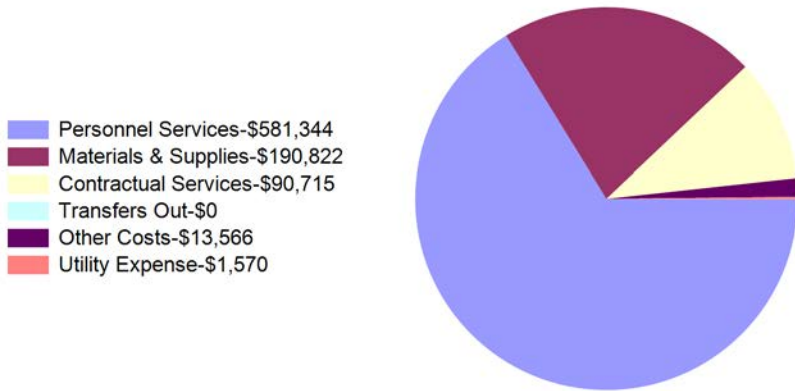
Year To Date Revenues  
\$883,374



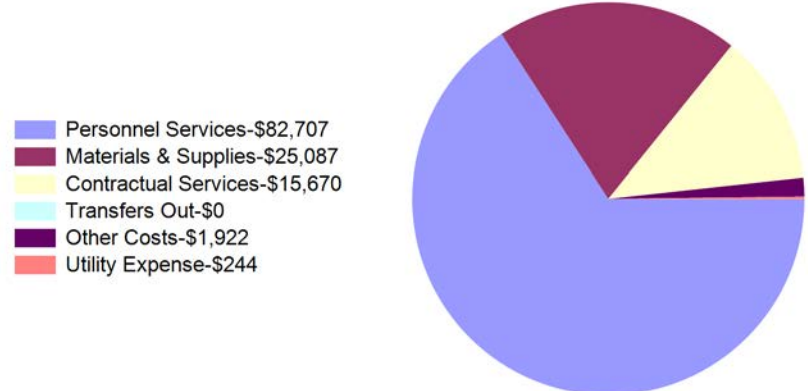
Month To Date Revenues  
\$133,764



Year To Date Expenditures  
\$878,018



Month To Date Expenditures  
\$125,630



**City of Casper, Wyoming**  
**Property Insurance Fund Statement of Revenues and Expenditures**  
For Fiscal Year 2024 as of January 31, 2024  
**58.33 % OF THE FISCAL YEAR HAS ELAPSED**

	<u>Revised Budget</u>	<u>Current Year To Date</u>	<u>Current Year % of Budget</u>
<b>Revenues:</b>			
Intergovernmental	\$ 10,000	\$ -	0.00%
Goods and Svcs Rev	2,926,053	1,670,188	57.08%
Misc Revenue	475,595	345,145	72.57%
<b>Total Revenues</b>	<b>\$ 3,411,648</b>	<b>\$ 2,015,333</b>	<b>59.07%</b>

	<u>Revised Budget</u>	<u>Current Year To Date</u>	<u>Current Year % of Budget</u>
<b>Expenditures:</b>			
Personnel Services	\$ 367,069	\$ 203,595	55.47%
Materials & Supplies	318,200	112,875	35.47%
Contractual Services	103,822	46,366	44.66%
Capital Outlay	616,695	174,287	28.26%
Other Costs	1,868,863	1,887,375	100.99%
Utility Expense	2,150	118	5.47%
<b>Total Expenditures</b>	<b>\$ 3,276,799</b>	<b>\$ 2,424,617</b>	<b>73.99%</b>
<b>Net Revenue (Shortfall)</b>	<b>\$ 134,849</b>	<b>\$ (409,283)</b>	<b>-14.92%</b>

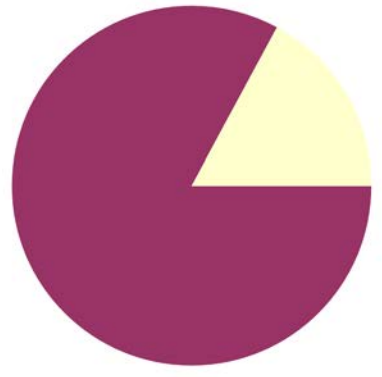
**Property Insurance Fund Summary of Cash and Investments**

Cash	\$ 34,288
Investments	-
	<u>\$ 34,288</u>

**City of Casper, Wyoming**  
**Property Insurance Fund Summary of Revenues and Expenditures**  
 For Fiscal Year 2024 as of January 31, 2024  
 58.33 % OF THE FISCAL YEAR HAS ELAPSED


Year To Date Revenues  
\$2,015,333

- Intergovernmental-\$0
- Goods and Svcs Rev-\$1,670,188
- Misc Revenue-\$345,145



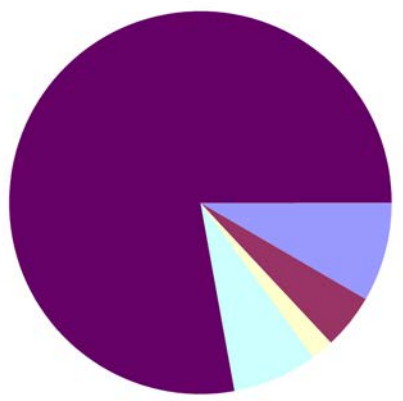
Month To Date Revenues  
\$241,366

- Intergovernmental-\$0
- Goods and Svcs Rev-\$238,598
- Misc Revenue-\$2,767



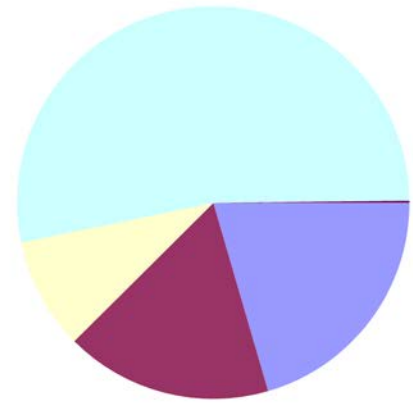
Year To Date Expenditures  
\$2,424,617

- Personnel Services-\$203,595
- Materials & Supplies-\$112,875
- Contractual Services-\$46,366
- Capital Outlay-\$174,287
- Other Costs-\$1,887,375
- Utility Expense-\$118



Month To Date Expenditures  
\$139,074

- Personnel Services-\$28,497
- Materials & Supplies-\$23,709
- Contractual Services-\$12,831
- Capital Outlay-\$73,782
- Other Costs-\$238
- Utility Expense-\$17

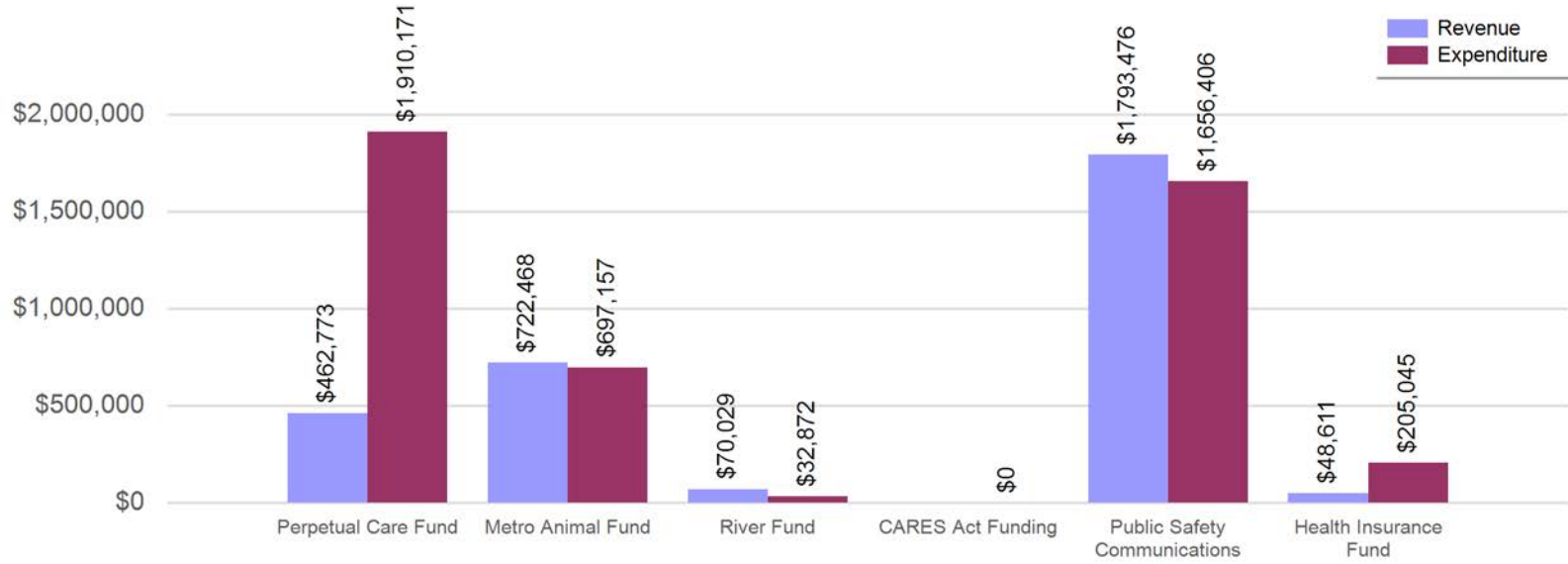


**City of Casper, Wyoming**  
**Trust & Agency Funds Consolidated Balance Sheet**  
**For Fiscal Year 2024 as of January 31, 2024**  
**58.33 % OF THE FISCAL YEAR HAS ELAPSED**

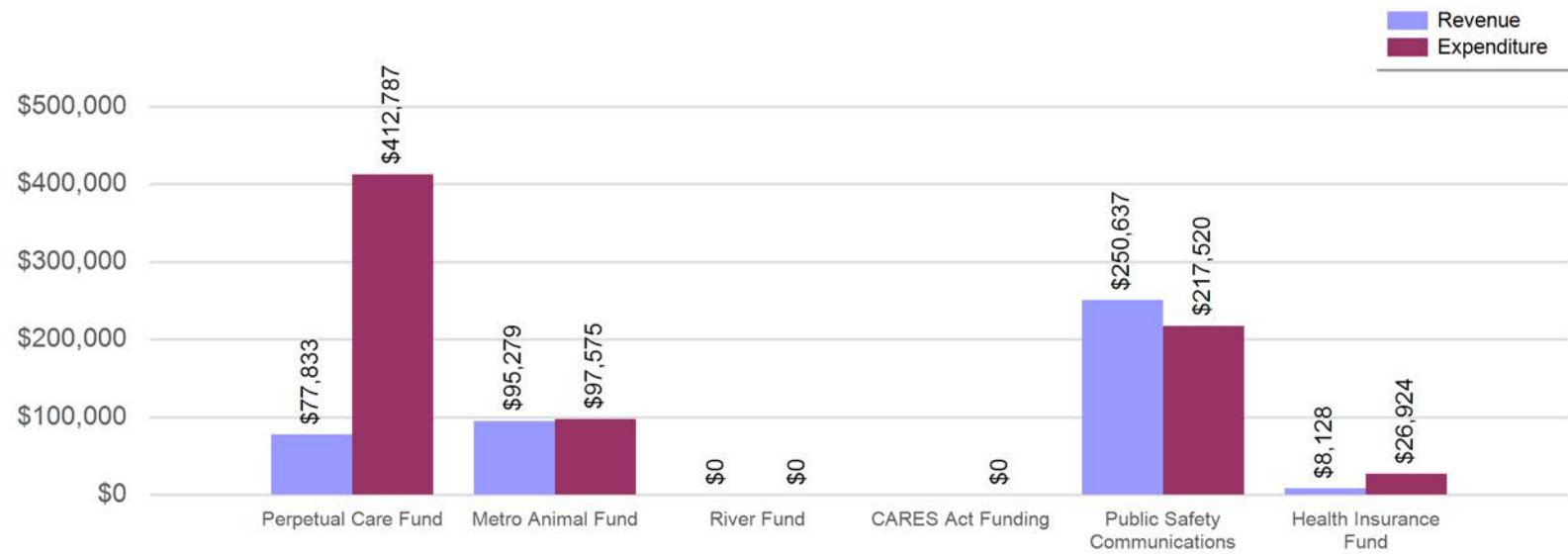
	Perpetual Care Fund	Metro Animal Fund	River Fund	CARES Act Funding	Public Safety Communications	Health Insurance Fund
<b>ASSETS</b>						
<b>Current Assets</b>						
Cash	144,403	238,736	245,372	266,645	911,860	256,213
Investments	28,971,655	770,311	2,460,803	11,957,707		2,850,460
Market Adjustments	-	-				-
Grants Receivable			-			
Loans Receivable	173,903					
Accounts Receivable	-	27,512			143,813	
Prepaid Expenses		10,291			9,458	
<b>Total Current Assets</b>	<b>29,289,961</b>	<b>1,046,850</b>	<b>2,706,175</b>	<b>12,224,352</b>	<b>1,065,130</b>	<b>3,106,673</b>
<b>Total Assets</b>	<b>29,289,961</b>	<b>1,046,850</b>	<b>2,706,175</b>	<b>12,224,352</b>	<b>1,065,130</b>	<b>3,106,673</b>
<b>LIABILITIES</b>						
<b>Current Liabilities</b>						
Accounts Payable	2,470	70,838	-	-	86,474	70,399
Accrued Wages and Benefits Payable		24	-		13,994	
Deferred Revenue			223,000	1,115,446		
<b>Total Current Liabilities</b>	<b>2,470</b>	<b>70,862</b>	<b>223,000</b>	<b>1,115,446</b>	<b>100,468</b>	<b>70,399</b>
<b>Total Liabilities</b>	<b>2,470</b>	<b>70,862</b>	<b>223,000</b>	<b>1,115,446</b>	<b>100,468</b>	<b>70,399</b>
<b>NET POSITION</b>						
Unrestricted	29,287,491	975,988	2,483,175	11,108,906	964,661	3,036,274
<b>Total Net Position</b>	<b>29,287,491</b>	<b>975,988</b>	<b>2,483,175</b>	<b>11,108,906</b>	<b>964,661</b>	<b>3,036,274</b>

**City of Casper, Wyoming**  
**Trust & Agency Funds Revenue and Expenditure Comparison**  
 For Fiscal Year 2024 as of January 31, 2024  
 58.33 % OF THE FISCAL YEAR HAS ELAPSED

**Trust & Agency Funds YTD Revenue and Expenditure Comparison**



**Trust & Agency Funds MTD Revenue and Expenditure Comparison**



**City of Casper, Wyoming**  
**Perpetual Care Fund Statement of Revenues and Expenditures**  
For Fiscal Year 2024 as of January 31, 2024  
**58.33 % OF THE FISCAL YEAR HAS ELAPSED**

	Revised Budget	Current Year To Date	Current Year % of Budget
<b>Revenues:</b>			
Misc Revenue	\$ 697,527	\$ 458,629	65.75%
Other Sources	8,528	4,144	48.59%
<b>Total Revenues</b>	<b>\$ 706,055</b>	<b>\$ 462,773</b>	<b>65.54%</b>
	Revised Budget	Current Year To Date	Current Year % of Budget
<b>Expenditures:</b>			
Contractual Services	\$ 35,123	\$ 17,142	48.81%
Transfers Out	2,764,897	1,893,029	68.47%
<b>Total Expenditures</b>	<b>\$ 2,800,020</b>	<b>\$ 1,910,171</b>	<b>68.22%</b>
<b>Net Revenue (Shortfall)</b>	<b>\$ (2,093,965)</b>	<b>\$ (1,447,398)</b>	<b>-2.68%</b>

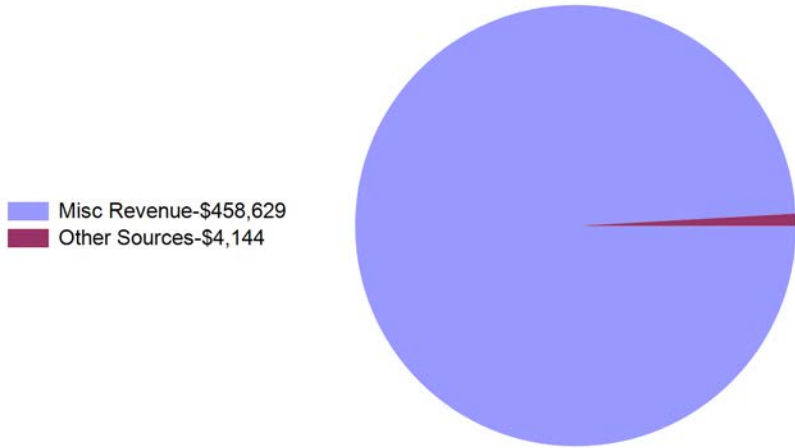
**Perpetual Care Fund Summary of Cash and Investments**

Cash	\$ 144,403
Investments	28,971,655
	<b>\$ 29,116,058</b>

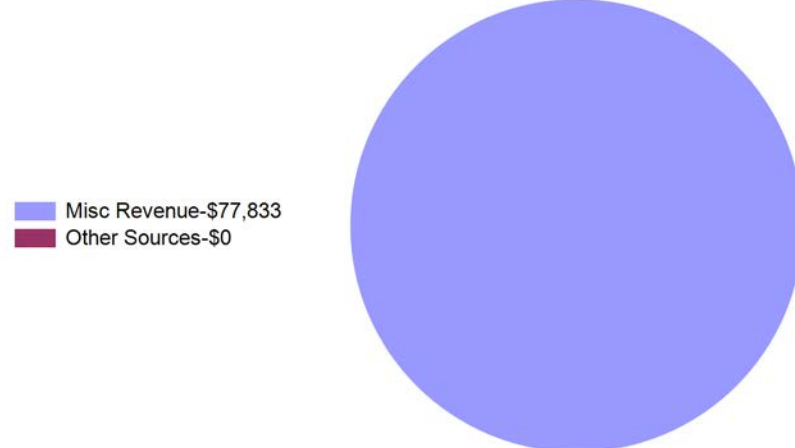


**City of Casper, Wyoming**  
**Perpetual Care Fund Summary of Revenues and Expenditures**  
For Fiscal Year 2024 as of January 31, 2024  
58.33 % OF THE FISCAL YEAR HAS ELAPSED

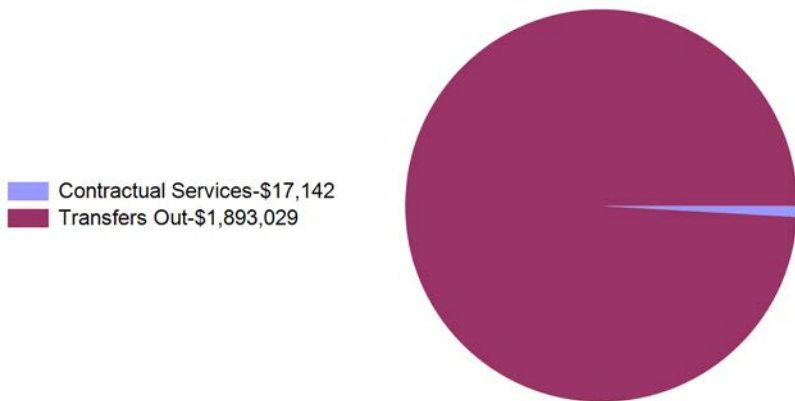
Year To Date Revenues  
\$462,773



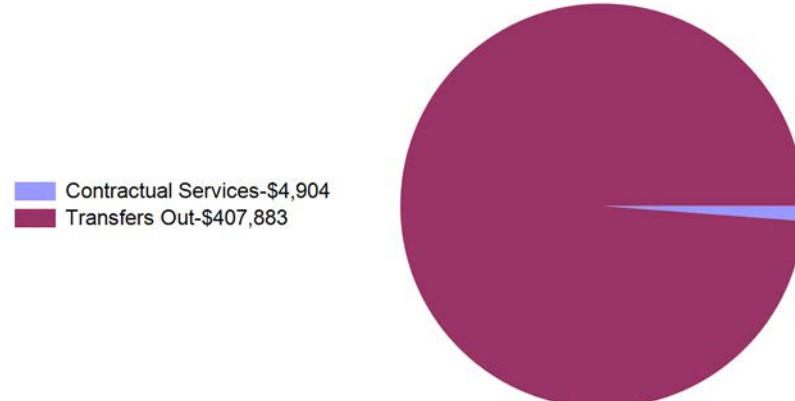
Month To Date Revenues  
\$77,833



Year To Date Expenditures  
\$1,910,171



Month To Date Expenditures  
\$412,787

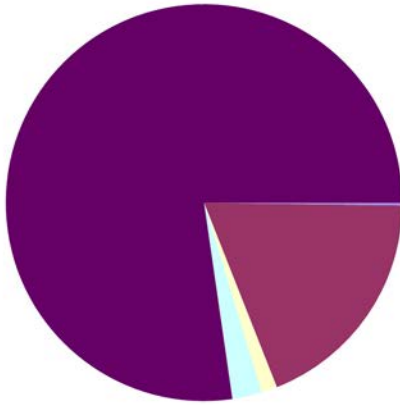




**City of Casper, Wyoming**  
**Metro Fund Summary of Revenues and Expenditures**  
 For Fiscal Year 2024 as of January 31, 2024  
 58.33 % OF THE FISCAL YEAR HAS ELAPSED

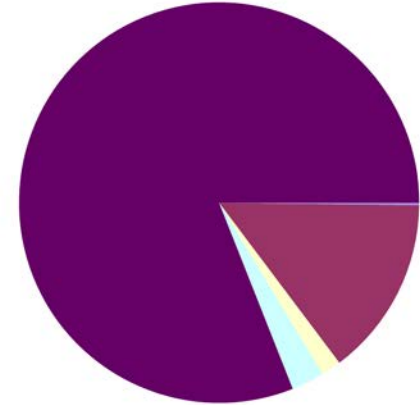
Year To Date Revenues  
\$722,468

- Licences and Permits-\$1,425
- Intergovernmental-\$135,941
- Goods and Svcs Rev-\$9,306
- Misc Revenue-\$17,430
- Other Sources-\$558,366



Month To Date Revenues  
\$95,279

- Licences and Permits-\$165
- Intergovernmental-\$13,884
- Goods and Svcs Rev-\$1,530
- Misc Revenue-\$2,526
- Other Sources-\$77,174



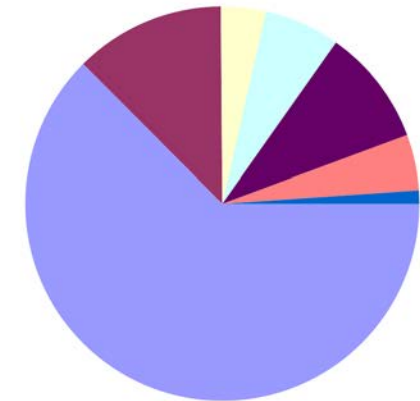
Year To Date Expenditures  
\$697,157

- Personnel Services-\$437,441
- Materials & Supplies-\$94,410
- Contractual Services-\$48,344
- Capital Outlay-\$8,610
- Transfers Out-\$67,673
- Other Costs-\$33,508
- Utility Expense-\$7,170



Month To Date Expenditures  
\$97,575

- Personnel Services-\$61,002
- Materials & Supplies-\$12,055
- Contractual Services-\$3,617
- Capital Outlay-\$6,060
- Transfers Out-\$9,339
- Other Costs-\$4,437
- Utility Expense-\$1,064



**City of Casper, Wyoming**  
**River Fund Statement of Revenues and Expenditures**  
For Fiscal Year 2024 as of January 31, 2024  
58.33 % OF THE FISCAL YEAR HAS ELAPSED

	<u>Revised Budget</u>	<u>Current Year To Date</u>	<u>Current Year % of Budget</u>
<b>Revenues:</b>			
Intergovernmental	\$ -	\$ 20,000	
Misc Revenue	64,107	8,000	12.48%
Other Sources	45,000	42,029	93.40%
<b>Total Revenues</b>	<b>\$ 109,107</b>	<b>\$ 70,029</b>	<b>64.18%</b>

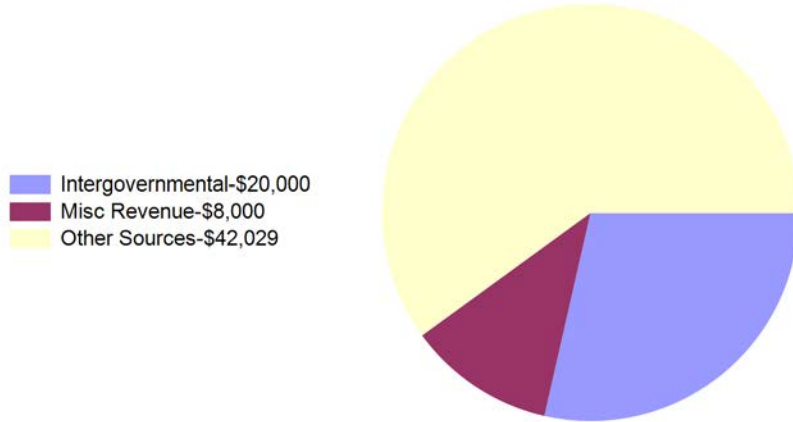
	<u>Revised Budget</u>	<u>Current Year To Date</u>	<u>Current Year % of Budget</u>
<b>Expenditures:</b>			
Personnel Services	\$ 10,000	\$ 7,029	70.29%
Materials & Supplies	6,500	1,239	19.06%
Contractual Services	109,832	24,603	22.40%
Capital Outlay	5,976	-	0.00%
Other Costs	500	-	0.00%
<b>Total Expenditures</b>	<b>\$ 132,808</b>	<b>\$ 32,872</b>	<b>24.75%</b>
<b>Net Revenue (Shortfall)</b>	<b>\$ (23,701)</b>	<b>\$ 37,158</b>	<b>39.43%</b>

**River Fund Summary of Cash and Investments**

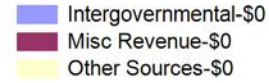
Cash	\$ 245,372
Investments	2,460,803
	<u>\$ 2,706,175</u>

**City of Casper, Wyoming**  
**River Fund Summary of Revenues and Expenditures**  
For Fiscal Year 2024 as of January 31, 2024  
58.33 % OF THE FISCAL YEAR HAS ELAPSED

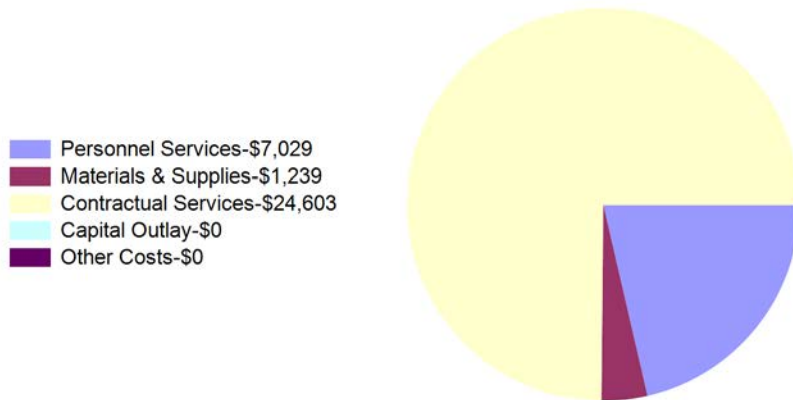
Year To Date Revenues  
\$70,029



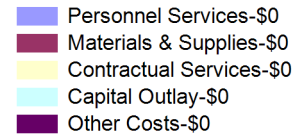
Month To Date Revenues  
\$0



Year To Date Expenditures  
\$32,872



Month To Date Expenditures  
\$0



**City of Casper, Wyoming**  
**CARES Act Funding Statement of Revenues and Expenditures**  
 For Fiscal Year 2024 as of January 31, 2024  
 58.33 % OF THE FISCAL YEAR HAS ELAPSED

**Revenues:**  
**Total Revenues**

	Revised Budget	Current Year To Date	Current Year % of Budget
<b>Expenditures:</b>			
Transfers Out	\$ 12,224,514	\$ -	0.00%
<b>Total Expenditures</b>	<b>\$ 12,224,514</b>	<b>\$ -</b>	<b>0.00%</b>
<b>Net Revenue (Shortfall)</b>	<b>\$ (12,224,514)</b>	<b>\$ -</b>	

**CARES Act Funding Summary of Cash and Investments**

Cash	\$ 266,645
Investments	11,957,707
	<b>\$ 12,224,352</b>

**City of Casper, Wyoming**  
**PSCC Fund Statement of Revenues and Expenditures**  
For Fiscal Year 2024 as of January 31, 2024  
**58.33 % OF THE FISCAL YEAR HAS ELAPSED**

	<u>Revised Budget</u>	<u>Current Year To Date</u>	<u>Current Year % of Budget</u>
<b>Revenues:</b>			
Intergovernmental	\$ 656,701	\$ 353,476	53.83%
Goods and Svcs Rev	220,947	118,895	53.81%
Misc Revenue	800,000	422,223	52.78%
Other Sources	1,607,442	898,881	55.92%
<b>Total Revenues</b>	<b>\$ 3,285,090</b>	<b>\$ 1,793,476</b>	<b>54.59%</b>

	<u>Revised Budget</u>	<u>Current Year To Date</u>	<u>Current Year % of Budget</u>
<b>Expenditures:</b>			
Personnel Services	\$ 2,040,803	\$ 1,126,356	55.19%
Materials & Supplies	55,000	18,458	33.56%
Contractual Services	795,083	374,425	47.09%
Capital Outlay	210,482	9,788	4.65%
Transfers Out	-	252	
Other Costs	88,761	37,985	42.79%
Utility Expense	178,117	89,142	50.05%
<b>Total Expenditures</b>	<b>\$ 3,368,246</b>	<b>\$ 1,656,406</b>	<b>49.18%</b>
<b>Net Revenue (Shortfall)</b>	<b>\$ (83,156)</b>	<b>\$ 137,069</b>	<b>5.42%</b>

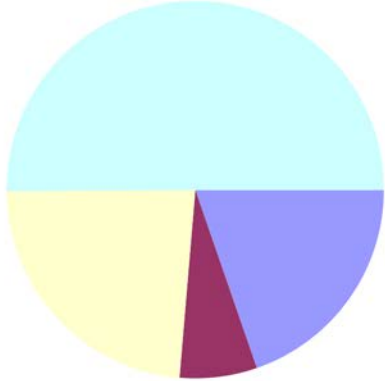
**PSCC Fund Summary of Cash and Investments**

Cash	\$ 911,860
Investments	-
	<u>\$ 911,860</u>

**City of Casper, Wyoming**  
**PSCC Fund Summary of Revenues and Expenditures**  
 For Fiscal Year 2024 as of January 31, 2024  
 58.33 % OF THE FISCAL YEAR HAS ELAPSED

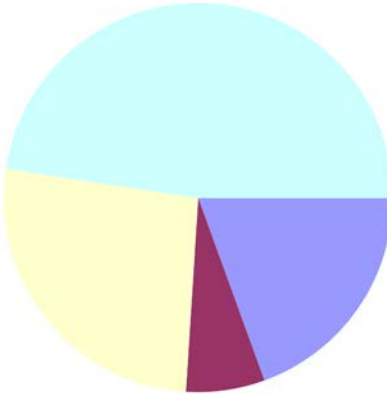
Year To Date Revenues  
 \$1,793,476

- Intergovernmental-\$353,476
- Goods and Svcs Rev-\$118,895
- Misc Revenue-\$422,223
- Other Sources-\$898,881



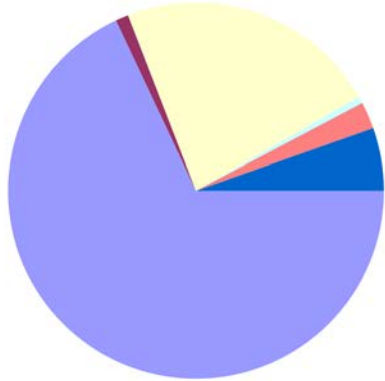
Month To Date Revenues  
 \$250,637

- Intergovernmental-\$48,782
- Goods and Svcs Rev-\$16,408
- Misc Revenue-\$66,066
- Other Sources-\$119,380



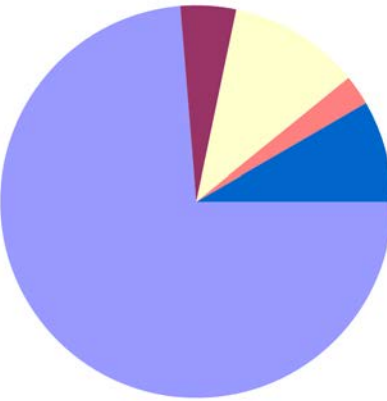
Year To Date Expenditures  
 \$1,656,406

- Personnel Services-\$1,126,356
- Materials & Supplies-\$18,458
- Contractual Services-\$374,425
- Capital Outlay-\$9,788
- Transfers Out-\$252
- Other Costs-\$37,985
- Utility Expense-\$89,142



Month To Date Expenditures  
 \$217,520

- Personnel Services-\$160,300
- Materials & Supplies-\$9,972
- Contractual Services-\$23,650
- Capital Outlay-\$0
- Transfers Out-\$0
- Other Costs-\$5,421
- Utility Expense-\$18,176





**City of Casper, Wyoming**  
**Health Insurance Fund Statement of Revenues and Expenditures**  
For Fiscal Year 2024 as of January 31, 2024  
**58.33 % OF THE FISCAL YEAR HAS ELAPSED**

	<u>Revised Budget</u>	<u>Current Year To Date</u>	<u>Current Year % of Budget</u>
<b>Revenues:</b>			
Misc Revenue	\$ 79,827	\$ 48,611	60.90%
<b>Total Revenues</b>	<b>\$ 79,827</b>	<b>\$ 48,611</b>	<b>60.90%</b>

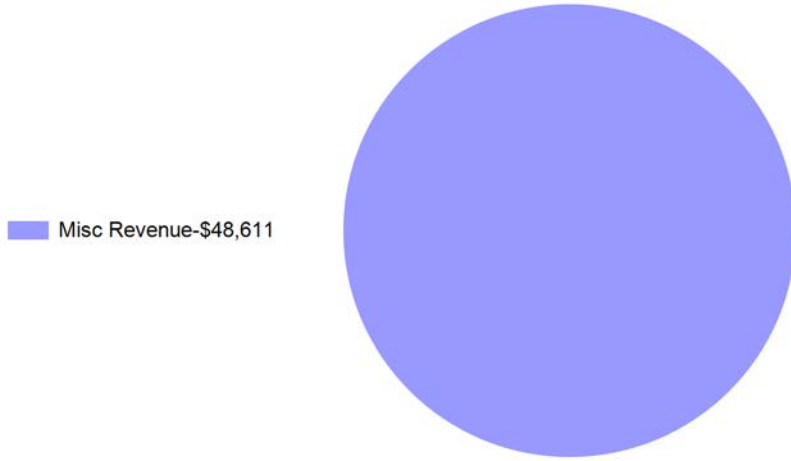
	<u>Revised Budget</u>	<u>Current Year To Date</u>	<u>Current Year % of Budget</u>
<b>Expenditures:</b>			
Personnel Services	\$ 5,000	\$ -	0.00%
Materials & Supplies	5,500	1,091	19.84%
Contractual Services	425,520	200,413	47.10%
Other Costs	6,335	3,540	55.89%
<b>Total Expenditures</b>	<b>\$ 442,355</b>	<b>\$ 205,045</b>	<b>46.35%</b>
<b>Net Revenue (Shortfall)</b>	<b>\$ (362,528)</b>	<b>\$ (156,434)</b>	<b>14.54%</b>

**Health Insurance Fund Summary of Cash and Investments**

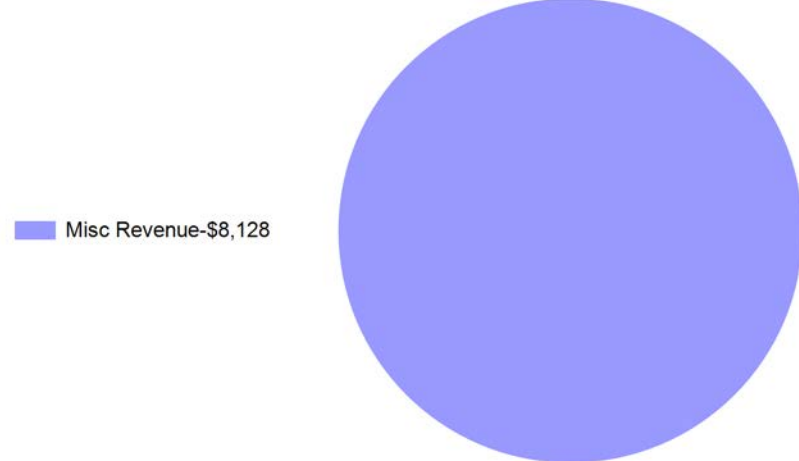
Cash	\$ 256,213
Investments	2,850,460
	<u>\$ 3,106,673</u>

**City of Casper, Wyoming**  
**Health Insurance Fund Summary of Revenues and Expenditures**  
For Fiscal Year 2024 as of January 31, 2024  
58.33 % OF THE FISCAL YEAR HAS ELAPSED

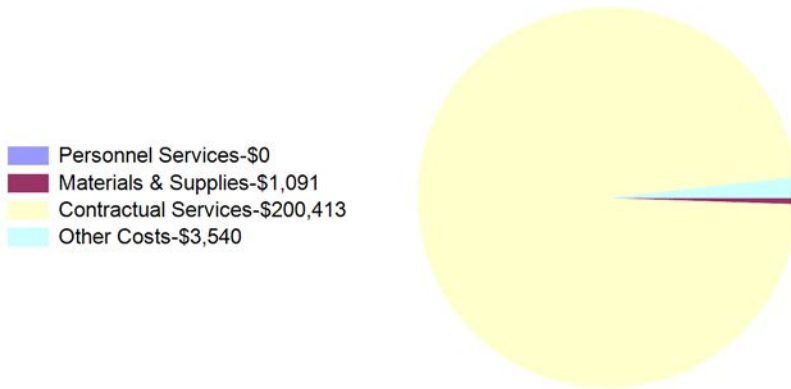
Year To Date Revenues  
\$48,611



Month To Date Revenues  
\$8,128



Year To Date Expenditures  
\$205,045



Month To Date Expenditures  
\$26,924

